

## SIMPLEX soft-face mallets • TPE-soft / TPE-mid; with aluminium housing and high-quality wooden handle

### EH 3113.



#### Product Description

The SIMPLEX series 3113 is available with the insert combination of TPE-soft / TPE-mid. Both inserts are thermoplastic elastomers and do not leave behind any colour marring or - unlike a conventional rubber mallet - any undesired black marring.

The blue TPE-soft insert (series 3201) is the softest insert of the SIMPLEX line and offers strong impact cushioning for work requiring a light touch.

The grey, medium hard TPE-mid insert (series 3203) allows for a more powerful impact force that is comparable to that of the rubber composition insert (series 3202).

The extra light aluminium housing with built-in handle protection sleeve allows the user to easily apply and control the right amount of impact force. This makes it a cinch to process materials that break easily.

Damping vibrations and shaped ergonomically, the high-quality wooden handle has a double coat of varnish in the grip area and is thus resistant to dirt.

In line with the smart SIMPLEX principle, all components are replaceable and can be retrofitted. This translates to savings in both money and resources.

This version is available in sizes ranging from D30mm to D60mm.

#### Product features:

- SIMPLEX soft-face mallet with the insert combination of TPE-soft (blue, soft, no marring) / TPE-mid (grey, medium hard, no marring).
- The extra light aluminium housing with built-in handle protection sleeve allows the user to easily apply and control the right amount of impact force (ideal of work on materials that break easily).
- High-quality, vibration-damping, and ergonomically shaped wooden handle; grip area with double coat of varnish (resistant to dirt).
- All parts can be replaced / retrofitted, resulting in great savings in cost and resources.
- Available in sizes of D30mm to D60mm.

#### Application Areas

Place fragile tiles, floor tiling, positioning and adjusting of light/delicate workpieces, joiner's work, furniture assembly

#### Material

##### Handle

- Wood

##### insert 1

- TPE-soft, blue
- Non-marring
- Soft




##### insert 2

- TPE-mid, grey
- Non-marring
- Medium hard

##### Housing

- Aluminium Al

#### Order information

Ø	Dimensions		Length x Width x Height	 [g]	GTIN	profigl@ss 5.0	ecl@ss 10.1	Art. No.
								
	[mm]	[mm]						
30	90	295	295 x 90 x 30	185	4030618302681	AAA905c002	21-04-09-16	3113.030
40	115	325	325 x 115 x 40	345	4030618302698	AAA905c002	21-04-09-16	3113.040
50	135	370	370 x 135 x 50	635	4030618302704	AAA905c002	21-04-09-16	3113.050
60	150	405	405 x 150 x 60	850	4030618302711	AAA905c002	21-04-09-16	3113.060

**Application example**



## Compliance

### RoHS compliant

Compliant according to Directive 2011/65/EU and Directive 2015/863.

### Does not contain SVHC substances

No SVHC substances with more than 0.1% w/w contained - SVHC list [REACH] as of 23.01.2024.

### Does not contain Proposition 65 substances

No Proposition 65 substances included.

<https://www.P65Warnings.ca.gov/>

### Free from Conflict Minerals

This product does not contain any substances designated as "conflict minerals" such as tantalum, tin, gold or tungsten from the Democratic Republic of Congo or adjacent countries.