

## SIMPLEX soft-face mallets, 50:40 • TPE-soft / Superplastic; with cast iron housing and high-quality wooden handle EH 3017.



### Product Description

This SIMPLEX soft-face mallet comes with special D50mm inserts that are built into the D40mm housing. The oversized contact surfaces provide maximum protection during the gentle processing of workpieces with sensitive surfaces. This model is available with the insert combination of TPE-soft / superplastic.

The blue TPE-soft insert (series 3201) is the softest insert of the SIMPLEX line and offers strong impact cushioning for work requiring a light touch. Unlike conventional rubber mallets, it does not leave behind any undesired black marring.

The superplastic insert (series 3207) allows for a more powerful impact force than the rubber insert. It is a medium hard plastic insert made of extruded and extremely homogeneous material. Compared to injection moulded plastic inserts, it is therefore considerably more wear-resistant and durable.

Made of cast iron, the housing comes with an integrated handle protection sleeve that provides for a high level of break resistance.

Damping vibrations and shaped ergonomically, the high-quality wooden handle has a double coat of varnish in the grip area and is thus resistant to dirt.

In line with the smart SIMPLEX principle, all components are replaceable and can be retrofitted. This translates to savings in both money and resources.

Product features:

- SIMPLEX soft-face mallet with the insert combination of TPE-soft (blue, soft, no marring) / superplastic (white, medium hard, very durable).
- Oversized D50mm contact surfaces are built into the D40mm housing: maximum protection during work on sensitive surfaces.
- Cast iron housing with integrated handle protection sleeve and excellent break resistance.
- High-quality, vibration-damping, and ergonomically shaped wooden handle; grip area with double coat of varnish (resistant to dirt).
- All parts can be replaced / retrofitted, resulting in great savings in cost and resources.

### Application Areas

Joiner's work, door construction, furniture assembly, veneering, driving of fittings in sensitive environments, upholsterer/saddler, striping upholstery, undoing staples

### Material

#### Handle

- Wood

#### insert 1

- TPE-soft, blue
- Non-marring
- Soft




#### insert 2

- Superplastic, white
- Medium hard
- Very durable
- Wear-resistant

#### Housing

- Cast iron

### Order information

Dimensions					GTIN	ecl@ss 10.1	Art. No. <sup>1)</sup>
Ø			Length x Width x Height				
			[mm]	[g]			
50	120	330	330 x 110 x 50	680	4030618305576	21-04-09-16	3017.051

<sup>1)</sup> Special inserts Ø50 are mounted into housing Ø40 at this mallet.

**Application example**









## Compliance

### RoHS compliant

Compliant according to Directive 2011/65/EU and Directive 2015/863.

### Does not contain SVHC substances

No SVHC substances with more than 0.1% w/w contained - SVHC list [REACH] as of 23.01.2024.

### Does not contain Proposition 65 substances

No Proposition 65 substances included.

<https://www.P65Warnings.ca.gov/>

### Free from Conflict Minerals

This product does not contain any substances designated as "conflict minerals" such as tantalum, tin, gold or tungsten from the Democratic Republic of Congo or adjacent countries.