

## Double Edge Clamps EH 23251.



### Product Description

Inserting the socket head screw moves the two clamping chucks outwards and presses the workpiece against a stop.

### Material

#### Body

- Aluminium Al

#### Taper

- Case-hardened steel, blackened

#### Screw

- Steel

### Assembly

Can be mounted in a threaded hole or with T-nuts for horizontal or vertical multiple clamping.

### More information

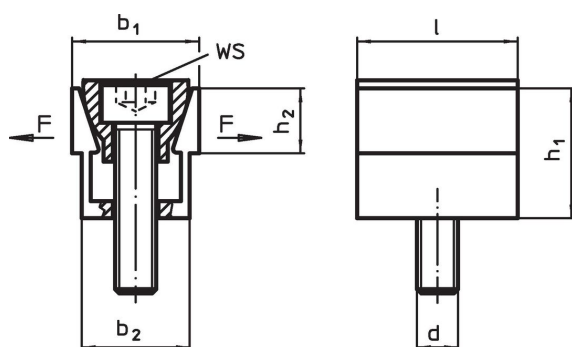
### Accessories

T-nuts EH 23010. have to be purchased separately.


### Further products

- Nuts for T-Slots, DIN 508

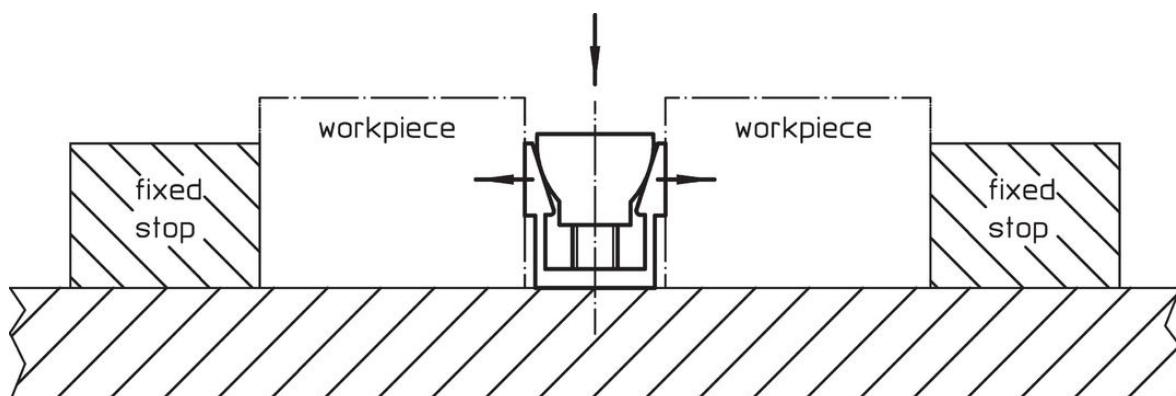
### Drawing



### Order information

Dimensions							WS	Clamping force max.	Tightening torque max.		Art. No.
b <sub>1</sub>	b <sub>1</sub> max. spread	b <sub>2</sub>	h <sub>1</sub>	h <sub>2</sub>	l	d					
[mm]							[mm]	[kN]	[Nm]	[g]	
18.6	20.3	16.1	19.0	9.5	23.8	M 6	5	6.7	14.3	37	23251.0006
24.8	26.9	20.8	25.9	12.7	31.7	M 8	6	8.9	14.5	87	23251.0008
37.3	39.9	30.8	38.6	19.0	47.6	M12	10	15.6	38.4	280	23251.0012
49.7	53.0	41.2	51.5	25.4	63.5	M16	14	26.7	74.6	700	23251.0016

### Application example



## Compliance

### RoHS compliant

Compliant according to Directive 2011/65/EU and Directive 2015/863.

### Does not contain SVHC substances

No SVHC substances with more than 0.1% w/w contained - SVHC list [REACH] as of 23.01.2024.

### Does not contain Proposition 65 substances

No Proposition 65 substances included.

<https://www.P65Warnings.ca.gov/>

### Free from Conflict Minerals

This product does not contain any substances designated as "conflict minerals" such as tantalum, tin, gold or tungsten from the Democratic Republic of Congo or adjacent countries.