




HALDER

THE ORIGINAL FOR PROFESSIONALS

Soft-face mallets and forestry tools












CONSTRUCTION / GARDENING / LANDSCAPING






→ Floor tiling, paving (sensitive material)	
3113 SIMPLEX soft-face mallet · TPE-soft/TPE-mid · Ø 30-60 mm	
→ Curbstone setting, paving, formwork construction	
3027 SIMPLEX soft-face mallet · rubber comp./superplastic · Ø 30-80 mm	
→ Curbstone setting, bracket stone setting	
3027 SIMPLEX soft-face mallet · rubber comp./superplastic · Ø 80-100 mm	
→ Natural stone setting masonry-/stairs setting	
3013 SIMPLEX soft-face mallet · TPE-soft/TPE-mid · Ø 30-60 mm	
→ Concrete formwork	
3366 SUPERCRAFT sledge hammer, non-rebound · Ø 80-100 mm	

MAINTENANCE / REPAIR	
→ Mild to moderate work	
3968 BASEPLEX soft-face mallet · cellulose acetate/nylon · Ø 25-50 mm	
3026 SIMPLEX soft-face mallet · rubber comp./plastic · Ø 30-60 mm	
→ Powerful work	
3366 SUPERCRAFT soft-face mallet, non-rebound · Hickory handle · Ø 20-80 mm	
3389 SUPERCRAFT soft-face mallet, non-rebound · 3-comp.-handle · Ø 40-60 mm	
3666 MAXXCRAFT locksmith's hammer · 300-1000 g	
→ Automotive and truck sector	
3029 SIMPLEX soft-face mallet · rubber comp./soft metal · Ø 30-80 mm	
3749 SIMPLEX soft-face mallet · copper/soft metal · Ø 30-40 mm	
3389 SUPERCRAFT soft-face mallet, non-rebound · 3-comp.-handle · Ø 40-60 mm	
3408 Punch · Ø 10-15 mm	
→ Changing stucked tires	
3379 BLACKCRAFT soft-face mallet, non-rebound · Ø 40-60 mm	









JOINERY / CARPENTRY








→ Setting light/sensitive workpieces, veneering, furniture assembly	
3117 SIMPLEX soft-face mallet · TPE-soft/superplastic · 50:40 · Ø 50 mm	
→ Window and door construction	
3380 SECURAL soft-face mallet, non-rebound · 30x40 mm	
→ Pin driving	
3666 MAXXCRAFT locksmith's hammer · 300-1000 g	
→ Roof setting	
3366 SUPERCRAFT sledge hammer, non-rebound · Ø 80-100 mm	

INTERIOR WORK	
→ Parquet and laminate flooring	
3380 SECURAL soft-face mallet, non-rebound · 30x40 mm	
3666 MAXXCRAFT locksmith's hammer · 300-1000 g	
→ Floor tiling	
3113 SIMPLEX soft-face mallet · TPE-soft/TPE-mid · Ø 30-60 mm	
→ Drywall construction	
3013 SIMPLEX soft-face mallet · TPE-soft/TPE-mid · Ø 30-60 mm	
→ Install ceiling moldings	
3408 Drop-mallet, non-rebound · Ø 20-50 mm	

SHEET METAL FORMING	
→ Folding and bending work	
3366 SUPERCRAFT soft-face mallet, non-rebound · Hickory handle · Ø 20-80 mm	
3380 SECURAL soft-face mallet, non-rebound · 30x40 mm	
3968 BASEPLEX soft-face mallet · cellulose acetate/nylon · Ø 25-50 mm	
→ Installation work	
3380 SECURAL soft-face mallet, non-rebound · 30x40 mm	
3906 BASEPLEX soft-face mallet · cellulose acetate · Ø 25-50 mm	
3677 FERROPLEX combi hammer · Ø 30-35 mm	

METALWORKING INDUSTRY

→ Positioning and adjusting of workpieces	
3366 SUPERCRAFT soft-face mallet, non-rebound · Hickory handle · Ø 20-80 mm	
3377 SUPERCRAFT soft-face mallet, non-rebound · Steel tube handle · Ø 25-70 mm	
3380 SECURAL soft-face mallet, non-rebound · 30x40 mm	
3028 SIMPLEX soft-face mallet · nylon/rubber comp. · Ø 30-80 mm	
3408 Drop-mallet, non-rebound · Ø 20-50 mm	
→ Straightening work, plant construction	
3748 SIMPLEX soft-face mallet · copper/nylon · Ø 30-40 mm	
3666 MAXXCRAFT locksmith's hammer · 300-1000 g	
→ Housing assembly, mould construction	
3089 SIMPLEX soft-face mallet · nylon/soft metal · Ø 30-80 mm	

AGRICULTURE / FORESTRY	
→ Fence construction	
3007 SIMPLEX sledge hammer · superplastic · Ø 80-140 mm	
3366 SUPERCRAFT sledge hammer, non-rebound · Ø 80-100 mm	
→ Splitting 1-metre logs, wedge work	
3007 SIMPLEX splitting maul · 4,100 g	
→ Splitting of coniferous wood, wedge work	
3007 SIMPLEX splitting axe · 2,700 g	
→ Splitting of hardwood, wedge work	
3007 SIMPLEX splitting axe with wedge bars · 2,840 g	
→ Splitting 1-metre logs	
3556 Halder twisted splitting wedge	
→ Splitting of smaller logs/kindling	
3555 Halder hand axe · forged	

CONTENT

FIELDS OF APPLICATION 2

A PLEDGE 4

THE COMPANY 6

HISTORY / LOCATIONS 8

SOFT-FACE MALLETS 10

SIMPLEX principle	12
SIMPLEX assembly instructions	13
SIMPLEX soft-face mallets	14
SIMPLEX sledge hammers	30
SIMPLEX single components	36
SIMPLEX soft-face mallets 50:40	42
SIMPLEX soft-face mallets 50:40 single components	46
Mallet block	47
BASEPLEX soft-face mallets	48
BASEPLEX single components	51

SOFT-FACE MALLETS, NON-REBOUND 52

SUPERCRAFT principle	54
SUPERCRAFT soft-face mallets	55
SUPERCRAFT sledge hammers	56
SUPERCRAFT single components	57
SUPERCRAFT insert changing	58
BLACKCRAFT soft-face mallets	59
SECURAL soft-face mallets	60
SECURAL single component	63

PUNCHES AND DROP-MALLETS 64

Punches and Drop-mallets	65
Punches and Drop-mallets single component	65

LOCKSMITH'S HAMMERS 66

MAXXCRAFT locksmith's hammers	67
MAXXCRAFT single component	67

COMBI HAMMERS 68

FERROPLEX combi hammers	69
FERROPLEX single component	69

FORESTRY TOOLS 70

SIMPLEX splitting maul	72
SIMPLEX splitting axes	73
SIMPLEX splitting maul single components	74
SIMPLEX splitting axe single components	75
Hand axe	76
Twisted splitting wedge	76

MAGNETIC HOLDER 78

SALES TOOLS 80

GLOSSARY 83

QUALITY / SAFETY INFORMATION 84



Both as a pro and as a handyman, you need two things to get excellent work results: the ambition to always do a top job, and the tools to support you in this.

For more than 80 years, Halder soft-face mallets and forestry tools have stood for smart solutions and materials of the highest quality, made in Germany.

No wonder that today, our products are considered as indispensable throughout the world – in many different sectors.

REAL MEN NEED REAL TOOLS

Your job is not for lightweights. It calls for real men.

So why should you work with cheap children's toys from God knows where? Forget it!


What you need are real tools. Like the soft-face mallets and forestry tools from Halder. Invented way back by Erwin Halder – for guys like you.

The original. For professionals. Knock yourself out!

When Swabian inventor and engineer Erwin Halder began production of the SIMPLEX soft-face mallets in his small workshop in 1938, he couldn't have imagined that his company would one day employ more than 200 people, operating worldwide in four product areas. Alongside soft-face mallets and forestry tools, Halder also produces and markets high-precision standard parts, workholding systems, and aviation products. What hasn't changed is its location in Achstetten-Bronnen in southern

Germany. The small workshop has grown into an impressive company setting, with office and production buildings that are subject to continued expansion and modernisation. The company remains family-owned and is run by third-generation Stefan Halder. And the aspiration of the company founder – to provide customers in industry, trade and commerce with products and service of the highest quality and reliability – applies as always.

GUARANTEED: MADE IN GERMANY

A tall, dark blue sign stands in a parking lot at dusk. The sign features the Halder logo (a stylized 'H' in a square) and the word 'HALDER' in white. Below the logo, there are two illuminated blue horizontal bands. The top band contains a white left-pointing arrow, a white 'P' in a square, and the text 'Besucher' and 'Visitors'. The bottom band contains a white left-pointing arrow, a white truck icon, and the text 'Wareneventer' and 'Deliveries'. In the background, several modern, illuminated light poles with yellow-tinted tops are visible, along with the silhouettes of trees and industrial buildings under a twilight sky.

 **HALDER**

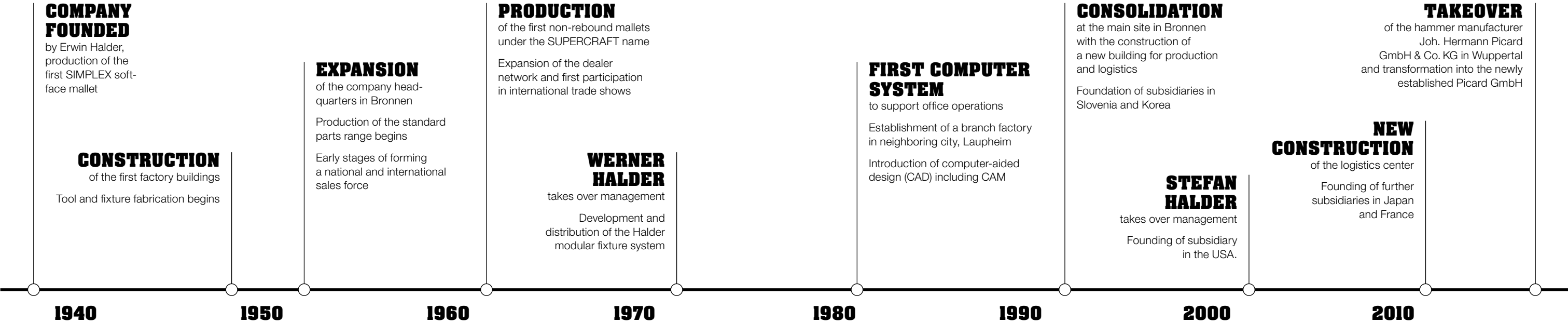
←  Besucher
Visitors

←  Wareneventer
Deliveries

INGENIOUS: AN INVENTION TAKES THE WORLD BY STORM

“Then I'll just have to make it myself,” Erwin Halder may well have said when the company in which he was working in the late 1930s took no interest in his invention. Becoming self-employed was the starting signal for the global triumph of the SIMPLEX soft-face mallets. The principle was and remains as simple as it is clever: Using easily interchangeable inserts of different degrees of hardness, the mallets can be individually adapted to the material on

which it is to be used. The advantage is that the workpiece can be treated far more gently and precisely, whilst the strain on the joints of the user is also reduced. The product range has undergone continuous expansion over the years. Alongside numerous versions of the SIMPLEX soft-face mallets, it now includes “SUPERCRAFT” non-rebound mallets as well as tools for forestry, totalling around 350 individual items.



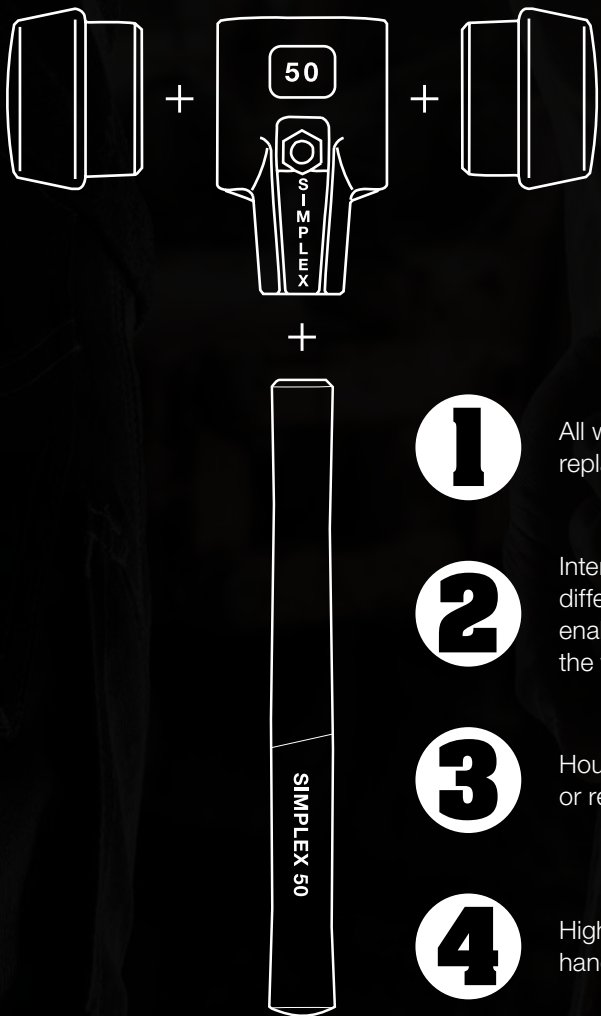
**If all else fails, a good bang on the
backside might just do the trick. This is
where BLACKCRAFT comes in handy.
For instance, when you need to hit the rim
of a wedged wheel without damaging it.
This soft-face mallet by Halder allows for**

FULL FORCE

AND FULL CONTROL



SIMPLY SMART: THE SIMPLEX PRINCIPLE



- 1

All wear parts can be easily replaced at any time
- 2

Interchangeable insert faces with different degrees of hardness enable individual adaptation to the workpiece
- 3

Housings of cast steel, aluminum or reinforced cast steel
- 4

High-quality wood or fibreglass handles

ASSEMBLY INSTRUCTIONS FOR SIMPLEX SOFT-FACE MALLETS, SLEDGE HAMMERS AND FORESTRY TOOLS

POSSIBLE COMBINATIONS	INSERTS								FORESTRY TOOLS		
	TPE-soft Hardness ●○○○○	Rubber Hardness ●○○○○	TPE-mid Hardness ●○○○○	Superplastic Hardness ●●○○○	Plastic Hardness ●●○○○	Nylon Hardness ●●○○○	Soft metal Hardness ●●●●●	Copper Hardness ●●●●●	Splitting insert	Axe blade	Spanner opening Hexagon socket screw
Size	Tightening Torque [Nm] (In case of differing values the higher one is to be used)										80
CAST STEEL HOUSING WITH WOODEN HANDLE	30	15	15	15	15	15	17	—	—	—	5
	40	25	25	25	25	25	40	—	—	—	6
	50	30	30	30	30	30	50	—	—	—	8
	60	40	40	40	40	40	75	—	—	—	8
	80	—	50	—	50	—	100	—	—	—	10
	100	—	175	—	175	—	—	—	—	—	14
	125	—	—	—	175	—	—	—	—	—	14
	160 Splitting Maul	—	—	—	160	—	—	—	160	—	14
	750/751 Splitting Axe	—	—	—	65	—	—	—	—	65	8
ALUMINIUM HOUSING WITH WOODEN HANDLE	30	15	15	15	15	15	—	—	—	—	5
	40	25	25	25	25	25	—	—	—	—	6
	50	30	30	30	30	30	—	—	—	—	8
	60	40	40	40	40	40	—	—	—	—	8
REINFORCED CAST STEEL HOUSING WITH FIBRE-GLASS HANDLE	30	40	40	40	40	40	40	40	—	—	6
	40	60	60	60	60	60	60	60	—	—	8
	50	60	60	60	60	60	70	—	—	—	8
	60	60	60	60	60	60	80	—	—	—	10
	80	—	90	—	90	—	90	160	—	—	14

Please observe the tightening torques after fitting replacement parts.
Please only use original Halder replacement parts for all SIMPLEX soft-face mallets due to safety reasons.

If there is no tightening torque indicated, assembly is not possible in these combinations.

Insert:
TPE-SOFT




blue / soft / non-marring
hardness ●○○○○

Application:
For very delicate material (non damaging), floor tiling, natural stone setting, furniture assembly, drywall construction, window and door construction, joiner's work

EH 3001.

with cast steel housing
and high-quality wooden handle






Art. No.	Ø [mm]	 [mm]	 [mm]	 [g]
3001.030	30	90	300	350
3001.040	40	110	330	610
3001.050	50	135	350	1.070
3001.060	60	145	405	1.460

EH 3101.

with aluminium housing
and high-quality wooden handle






Art. No.	Ø [mm]	 [mm]	 [mm]	 [g]
3101.030	30	90	300	200
3101.040	40	110	330	360
3101.050	50	135	350	655
3101.060	60	145	405	825

EH 3701.

with reinforced cast steel housing
and fibre-glass handle



Art. No.	Ø [mm]	 [mm]	 [mm]	 [g]
3701.030	30	90	300	450
3701.040	40	110	330	850
3701.050	50	135	330	1.190
3701.060	60	145	410	1.710




Insert:
RUBBER

Application:
Gardening and landscaping, paving, curbstone setting, masonry and stairs setting, fence construction, scaffold construction, tent construction, prefabricated house construction, carpenter's work, roof framework, maintenance and repair work

black / medium hard / impact cushioning
odorless / low-wear
hardness ●●○○○

EH 3002.




with cast steel housing
and high-quality wooden handle

Art. No.	Ø [mm]	 [mm]	 [mm]	 [g]
3002.030	30	90	300	345
3002.040	40	110	330	660
3002.050	50	135	350	1.150
3002.060	60	145	405	1.550
3002.080	80	175	490	2.870



EH 3102.




with aluminium housing
and high-quality wooden handle

Art. No.	Ø [mm]	 [mm]	 [mm]	 [g]
3102.030	30	90	300	210
3102.040	40	110	330	405
3102.050	50	135	350	740
3102.060	60	145	405	980



EH 3702.

with reinforced cast steel housing
and fibre-glass handle

Art. No.	Ø [mm]	 [mm]	 [mm]	 [g]
3702.030	30	90	300	460
3702.040	40	110	330	890
3702.050	50	135	330	1.250
3702.060	60	145	410	1.830
3702.080	80	175	490	3.420



Insert:
TPE-MID

grey / medium hard / non-marring
hardness ●●○○○

Application:
For delicate materials, natural stone setting, drywall construction, furniture assembly, floor tiling, paving, masonry and stairs setting, window and door construction, joiner's work

Insert:
SUPERPLASTIC

white / medium hard / very durable
wear-resistant
hardness ●●●○○




Application:

Gardening and landscaping, paving, curbstone setting, fence construction, driving steel wedges, scaffold construction, tent construction, sheet-metal working, prefabricated house construction, joiner's work, carpenter's work, roof framework, assembly of sharp-edged workpieces

EH 3003.




with cast steel housing
and high-quality wooden handle



Art. No.	Ø [mm]	 [mm]	 [mm]	 [g]
3003.030	30	90	300	335
3003.040	40	110	330	600
3003.050	50	135	350	1.070
3003.060	60	145	405	1.420

EH 3007.

with cast steel housing
and high-quality wooden handle




Art. No.	Ø [mm]	 [mm]	 [mm]	 [g]
3007.030	30	90	300	320
3007.040	40	110	330	610
3007.050	50	135	350	1.040
3007.060	60	145	405	1.440
3007.080	80	175	490	2.660



EH 3103.




with aluminium housing
and high-quality wooden handle



Art. No.	Ø [mm]	 [mm]	 [mm]	 [g]
3103.030	30	90	300	205
3103.040	40	110	330	360
3103.050	50	135	350	635
3103.060	60	145	405	825

EH 3107.

with aluminium housing
and high-quality wooden handle




Art. No.	Ø [mm]	 [mm]	 [mm]	 [g]
3107.030	30	90	300	215
3107.040	40	110	330	360
3107.050	50	135	350	675
3107.060	60	145	405	855



EH 3703.




with reinforced cast steel housing
and fibre-glass handle



Art. No.	Ø [mm]	 [mm]	 [mm]	 [g]
3703.030	30	90	300	450
3703.040	40	110	330	850
3703.050	50	135	330	1.170
3703.060	60	145	410	1.710

EH 3707.

with reinforced cast steel housing
and fibre-glass handle

Art. No.	Ø [mm]	 [mm]	 [mm]	 [g]
3707.030	30	90	300	450
3707.040	40	110	330	860
3707.050	50	135	330	1.200
3707.060	60	145	410	1.750
3707.080	80	175	490	3.240



Insert:
PLASTIC

red / hard / oil and grease resistant
hardness ●●●●○

Application:
Versatile use material, maintenance, repair, overhaul, sheet-metal working, prefabricated house construction, carpenter's work, roof framework, scaffold construction, tent construction

Insert:
NYLON




Application:
Joining of workpieces, assembly of sharp-edged workpieces, housing assembly, mould construction, plant construction, hall construction, steel construction, exhibition stand construction, sheet-metal working, maintenance and repair work

white / hard / very wear-resistant
no chipping (even at temperatures below zero)
oil and grease resistant / noise-dampening
very high impact
hardness ●●●●○

EH 3006.




with cast steel housing
and high-quality wooden handle



Art. No.	Ø [mm]	 [mm]	 [mm]	 [g]
3006.030	30	90	300	345
3006.040	40	110	330	635
3006.050	50	135	350	1.120
3006.060	60	145	405	1.520

EH 3008.

with cast steel housing
and high-quality wooden handle




Art. No.	Ø [mm]	 [mm]	 [mm]	 [g]
3008.030	30	90	300	340
3008.040	40	110	330	650
3008.050	50	135	350	1.130
3008.060	60	145	405	1.500
3008.080	80	175	490	2.880



EH 3106.




with aluminium housing
and high-quality wooden handle



Art. No.	Ø [mm]	 [mm]	 [mm]	 [g]
3106.030	30	90	300	205
3106.040	40	110	330	390
3106.050	50	135	350	720
3106.060	60	145	405	920

EH 3108.

with aluminium housing
and high-quality wooden handle




Art. No.	Ø [mm]	 [mm]	 [mm]	 [g]
3108.030	30	90	300	215
3108.040	40	110	330	395
3108.050	50	135	350	720
3108.060	60	145	405	930



EH 3706.




with reinforced cast steel housing
and fibre-glass handle



Art. No.	Ø [mm]	 [mm]	 [mm]	 [g]
3706.030	30	90	300	450
3706.040	40	110	330	870
3706.050	50	135	330	1.230
3706.060	60	145	410	1.800

EH 3708.

with reinforced cast steel housing
and fibre-glass handle

Art. No.	Ø [mm]	 [mm]	 [mm]	 [g]
3708.030	30	90	300	460
3708.040	40	110	330	880
3708.050	50	135	330	1.240
3708.060	60	145	410	1.820
3708.080	80	175	490	3.390




Insert:
SOFT METAL




silver / hard / heat-resistant
hardness ●●●●●

Application:
High impact, straightening work, mould construction, plant construction,
maintenance, repair, overhaul

EH 3009.

with cast steel housing
and high-quality wooden handle






Art. No.	Ø [mm]	 [mm]	 [mm]	 [g]
3009.030	30	90	300	400
3009.040	40	110	330	750
3009.050	50	135	350	1.380
3009.060	60	145	405	1.950
3009.080	80	175	490	3.860

EH 3709.

with reinforced cast steel housing
and fibre-glass handle



Art. No.	Ø [mm]	 [mm]	 [mm]	 [g]
3709.030	30	90	300	520
3709.040	40	110	330	1.000
3709.050	50	135	330	1.490
3709.060	60	145	410	2.240
3709.080	80	175	490	4.290

Insert:
COPPER




Application:
Very high impact, straightening work, plant construction, sheet-metal working,
maintenance, repair, overhaul

Copper with plastic socket / hard
hardness ●●●●●

EH 3704.

with reinforced cast steel housing
and fibre-glass handle



Art. No.	Ø [mm]	 [mm]	 [mm]	 [g]
3704.030	30	90	300	690
3704.040	40	110	330	1.410

APPLICATION



GET A GRIP – STRIKE A BLOW

→ **BLUE / GREY**

Our two non-marring TPE-soft and TPE-mid inserts are ideal for use with sensitive materials such as natural stone, window frames or wood.

→ **BLACK / WHITE**

The combination of rubber composition and superplastic inserts rank among the best-selling pairs. They are perfectly suited for gardening work and landscaping, e.g. for laying and paving curbstones.

→ **BLACK / RED**

The combination of rubber composition and plastic is also popular, e.g. for assembly work.

APPLICATIONS






INSERT COMBINATIONS

with cast steel housing and high-quality wooden handle

EH 3012.

Insert combination:
Rubber
TPE-soft




Art. No.	Ø [mm]	 [mm]	 [mm]	 [g]
3012.030	30	90	300	340
3012.040	40	110	330	640
3012.050	50	135	350	1.095
3012.060	60	145	405	1.480



Application:
Gardening and landscaping, paving, floor tiling

EH 3013.

Insert combination:
TPE-mid
TPE-soft




Art. No.	Ø [mm]	 [mm]	 [mm]	 [g]
3013.030	30	90	300	340
3013.040	40	110	330	620
3013.050	50	135	350	1.060
3013.060	60	145	405	1.420




Application:
Natural stone setting, drywall construction, furniture assembly,
window and door construction, joiner's work, floor tiling

EH 3017.

Insert combination:
Superplastic
TPE-soft

Art. No.	Ø [mm]	 [mm]	 [mm]	 [g]
3017.030	30	90	300	340
3017.040	40	110	330	615
3017.050	50	135	350	1.055
3017.060	60	145	405	1.445






Application:
Joiner's work, furniture assembly, window and door construction

INSERT COMBINATIONS

with cast steel housing and high-quality wooden handle

EH 3023.

Insert combination:
TPE-mid
Rubber




Art. No.	Ø [mm]	 [mm]	 [mm]	 [g]
3023.030	30	90	300	340
3023.040	40	110	330	630
3023.050	50	135	350	1.140
3023.060	60	145	405	1.540

Application:
Gardening and landscaping, paving, masonry and stairs setting,
natural stone setting



EH 3026.

Insert combination:
Rubber
Plastic




Art. No.	Ø [mm]	 [mm]	 [mm]	 [g]
3026.030	30	90	300	345
3026.040	40	110	330	640
3026.050	50	135	350	1.130
3026.060	60	145	405	1.500

Application:
Assembly and repair work in the automotive and truck sector, dent
removal, maintenance work, scaffold construction, tent construction,
prefabricated house construction, carpenter's work



EH 3027.

Insert combination:
Rubber
Superplastic

Art. No.	Ø [mm]	 [mm]	 [mm]	 [g]
3027.030	30	90	300	335
3027.040	40	110	330	635
3027.050	50	135	350	1.105
3027.060	60	145	405	1.510
3027.080	80	175	490	2.770

Application:
Gardening and landscaping, paving, curbstone setting, scaffold
construction, tent construction, carpenter's work, roof framework,
fence construction







INSERT COMBINATIONS

with cast steel housing and high-quality wooden handle

EH 3028.

Insert combination:
Nylon
Rubber







Art. No.	Ø [mm]	 [mm]	 [mm]	 [g]
3028.030	30	90	300	355
3028.040	40	110	330	650
3028.050	50	135	350	1.140
3028.060	60	145	405	1.520
3028.080	80	175	490	2.890

Application:
Assembly of sharp-edged workpieces, housing assembly,
plant construction, hall construction, steel construction,
exhibition stand construction, maintenance and repair work

EH 3029.

Insert combination:
Soft metal
Rubber






Art. No.	Ø [mm]	 [mm]	 [mm]	 [g]
3029.030	30	90	300	375
3029.040	40	110	330	700
3029.050	50	135	350	1.200
3029.060	60	145	405	1.800
3029.080	80	175	490	3.500

Application:
With the soft metal insert very hard strikes are possible
but without damaging the workpiece.
Plant construction, Mould construction, Assembly and
repair work in the automotive and truck sector

EH 3089.

Insert combination:
Soft metal
Nylon



Art. No.	Ø [mm]	 [mm]	 [mm]	 [g]
3089.030	30	90	300	360
3089.040	40	110	330	680
3089.050	50	135	350	1.265
3089.060	60	145	405	1.730
3089.080	80	175	490	3.460

Application:
Mould construction, plant construction,
assembly and repair work in the automotive and truck sector




INSERT COMBINATIONS

with aluminium housing and high-quality wooden handle

EH 3113.

Insert combination:
TPE-soft
TPE-mid






Art. No.	Ø [mm]	 [mm]	 [mm]	 [g]
3113.030	30	90	300	185
3113.040	40	110	330	345
3113.050	50	135	350	635
3113.060	60	145	405	850

Application:
Positioning and adjusting of light/delicate workpieces without marring,
joiner's work, furniture assembly, floor tiling

EH 3117.

Insert combination:
TPE-soft
Superplastic






Art. No.	Ø [mm]	 [mm]	 [mm]	 [g]
3117.030	30	90	300	185
3117.040	40	110	330	350
3117.050	50	135	350	645
3117.060	60	145	405	875

Application:
Positioning and adjusting of light/delicate workpieces without marring,
joiner's work, prototyping, door construction, furniture assembly

EH 3127.

Insert combination:
Rubber
Superplastic



Art. No.	Ø [mm]	 [mm]	 [mm]	 [g]
3127.030	30	90	300	200
3127.040	40	110	330	375
3127.050	50	135	350	680
3127.060	60	145	405	950




Application:
Positioning and adjusting of light/delicate workpieces, joiner's work

INSERT COMBINATIONS

with reinforced cast steel housing and fibre-glass handle

EH 3728.

Insert combination:
Nylon
Rubber




Art. No.	Ø [mm]	 [mm]	 [mm]	 [g]
3728.030	30	90	300	445
3728.040	40	110	330	880
3728.050	50	135	330	1.260
3728.060	60	145	410	1.820
3728.080	80	175	490	3.450



Application:
Assembly of sharp-edged workpieces, housing assembly,
plant construction, hall construction, steel construction

EH 3748.

Insert combination:
Nylon
Copper




Art. No.	Ø [mm]	 [mm]	 [mm]	 [g]
3748.030	30	90	300	560
3748.040	40	110	330	1.150



Application:
Plant construction, sheet-metal working,
assembly and repair work in the automotive and truck sector

EH 3749.

Insert combination:
Soft metal
Copper

Art. No.	Ø [mm]	 [mm]	 [mm]	 [g]
3749.030	30	90	300	590
3749.040	40	110	330	1.195



Application:
Straightening work, plant construction, sheet-metal working,
assembly and repair work in the automotive and truck sector

SINGLE PIECE
FORGING

→ REINFORCED CAST STEEL HOUSING

Increased wall strength and bracing in this re-
inforced cast steel housing ensure high stability –
especially when using SIMPLEX copper inserts.
The additional increase in weight gives the mallet
far higher impact.



→ ALUMINUM HOUSING

Delivering high precision inserts is possible
thanks to an extremely lightweight-housing.
Mallets with this housing are precise and
well suited for work on sensitive workpieces.

→ CAST STEEL HOUSING

High resistance to breakage as the handle-
protection sleeve is integrated into the
cast steel housing make this mallet a robust,
all-purpose weapon while reducing both
noise and vibration.

**How I deal with baulky beams,
precarious purlins and unruly rafters?
I simply**

SHOW THEM WHO'S BOSS

**With my SIMPLEX sledge hammer
I can align the framework
without damaging the timber.**






Insert:
RUBBER COMPOSITION

black / medium hard / impact cushioning
odorless / low-wear
hardness ●●○○○

EH 3002.

with cast steel housing
and hickory handle

Art. No.	Ø [mm]	 [mm]	 [mm]	 [g]
3002.081	80	175	800	3.270
3002.100	100	200	1.000	5.500






Application:

Gardening and landscaping, curbstone setting, masonry and stairs setting, fence construction, scaffold construction, tent construction, prefabricated house construction

Insert:
NYLON

white / hard / very wear-resistant
no chipping / oil and grease resistant
hardness ●●●●○

EH 3008.




Art. No.	Ø [mm]	 [mm]	 [mm]	 [g]
3008.081	80	175	800	3.400

Application:

Joining of workpieces, assembly of sharp-edged workpieces, housing assembly, mould construction, plant construction, hall construction, steel construction, exhibition stand construction, sheet-metal working, maintenance and repair work



EH 3708.

Art. No.	Ø [mm]	 [mm]	 [mm]	 [g]
3708.081	80	175	800	3.640

Application:

Very high impact, joining of workpieces, assembly of sharp-edged workpieces, housing assembly, mould construction, hall construction, plant construction, steel construction, exhibition stand construction, sheet-metal working, maintenance and repair work






Insert:
SUPERPLASTIC

white / medium hard / very durable
wear-resistant
hardness ●●●○○

EH 3007.

with cast steel housing
and hickory handle

Art. No.	Ø [mm]	 [mm]	 [mm]	 [g]
3007.081	80	175	800	3.090
3007.100	100	200	1.000	5.200
3007.125	125	215	1.040	7.700
3007.141	140	215	1.045	7.900



Application:

Gardening and landscaping, curbstone setting, fence construction, driving steel wedges, scaffold construction, tent construction, carpenter's work, roof framework

Insert:
SOFT METAL




silver / hard / heat-resistant
hardness ●●●●●

INSERT COMBINATIONS

with cast steel housing and hickory handle

EH 3009.




with cast steel housing
and hickory handle

Art. No.	Ø [mm]	 [mm]	 [mm]	 [g]
3009.081	80	175	800	4.250



Application:
High impact, straightening work, mould construction, plant construction,
assembly, repair and maintenance work

EH 3027.




Art. No.	Ø [mm]	 [mm]	 [mm]	 [g]
3027.081	80	175	800	3.170
3027.100	100	200	1.000	5.350

Application:
Gardening and landscaping, curbstone setting, masonry and stairs setting, fence construction,
driving steel wedges, scaffold construction, tent construction, carpenter's work,
roof framework, prefabricated house construction






EH 3089.

with reinforced cast steel housing
and fibre-glass handle

Art. No.	Ø [mm]	 [mm]	 [mm]	 [g]
3709.081	80	175	800	4.650






Application:
Very high impact, straightening work, mould construction, plant construction,
assembly, repair and maintenance work

Art. No.	Ø [mm]	 [mm]	 [mm]	 [g]
3089.081	80	175	800	3.660

Application:
Joining of workpieces, assembly of sharp-edged workpieces, straightening work,
mould construction, plant construction, assembly, repair and maintenance work



EH 3028.

Art. No.	Ø [mm]	 [mm]	 [mm]	 [g]
3028.081	80	175	800	3.470

Application:
Assembly of sharp-edged workpieces, housing assembly, plant construction, hall construction,
steel construction, exhibition stand construction, repair and maintenance work



INSERT COMMITMENT

From soft-soft to devastatingly hard – eight inserts made of high-quality materials provide the right degree of hardness for every task.



→ **TPE-SOFT**
soft / non-marring
hardness ●○○○○



→ **RUBBER COMPOSITION**
medium hard / impact cushioning
odorless / low-wear
hardness ●●○○○



→ **TPE-MID**
medium hard / non-marring
hardness ●●○○○



→ **SUPERPLASTIC**
medium-hard / very durable
wear-resistant
hardness ●●●○○



→ **PLASTIC**
hard / oil and grease resistant
hardness ●●●●○



→ **NYLON**
white / hard / very wear-resistant
no chipping (even at temperatures below zero)
oil and grease resistant / noise-dampening
very high impact
hardness ●●●●○



→ **SOFT METAL**
hard / heat-proof
hardness ●●●●●



→ **COPPER**
with plastic socket / hard
hardness ●●●●●

INSERTS

TPE-SOFT

Art. No.	Ø [mm]	📦 [g]
3201.030	30	23
3201.040	40	47
3201.050	50	90
3201.060	60	135

blue / soft / non-marring
hardness ●○○○○



Application:
For very delicate material (non damaging), gardening and landscaping, floor tiling, natural stone setting, furniture assembly, drywall construction, window and door construction, joiner's work

RUBBER COMPOSITION

Art. No.	Ø [mm]	📦 [g]
3202.030	30	30
3202.040	40	65
3202.050	50	125
3202.060	60	205
3202.080	80	430
3202.100	100	600

black / medium hard / impact cushioning
odorless / low-wear
hardness ●●○○○



Application:
Gardening and landscaping, paving, curbstone setting, masonry and stairs setting, fence construction, scaffold construction, tent construction, prefabricated house construction, carpenter's work

TPE-MID

Art. No.	Ø [mm]	📦 [g]
3203.030	30	22
3203.040	40	45
3203.050	50	85
3203.060	60	140

grey / medium hard / non-marring
hardness ●●○○○



Application:
For delicate material, gardening and landscaping, natural stone setting, drywall construction, furniture assembly, floor tiling, paving, masonry and stairs setting, window and door construction, joiner's work

INSERTS

SUPERPLASTIC

white / medium-hard / very durable
wear-resistant
hardness ●●●○○



Art. No.	Ø [mm]	📦 [g]
3207.030	30	22
3207.040	40	50
3207.050	50	100
3207.060	60	160
3207.080	80	325
3207.100	100	450
3207.125	125	735
3207.141	140	860

Application:
Gardening and landscaping, paving, curbstone setting, fence construction, driving steel wedges, scaffold construction, tent construction, sheet-metal working, prefabricated house construction, joiner's work, carpenter's work, roof framework, furniture assembly

PLASTIC

red / hard / oil and grease resistant
hardness ●●●●○



Art. No.	Ø [mm]	📦 [g]
3206.030	30	25
3206.040	40	60
3206.050	50	115
3206.060	60	190

Application:
Versatile use material, assembly and repair work in the automotive and truck sector, maintenance work, sheet-metal working, prefabricated house construction, carpenter's work, scaffold construction, tent construction

NYLON

white / hard / very wear-resistant
no chipping (even at temperatures below zero)
oil and grease resistant / noise-dampening
very high impact
hardness ●●●●○



Art. No.	Ø [mm]	📦 [g]
3208.030	30	26
3208.040	40	65
3208.050	50	120
3208.060	60	195
3208.080	80	405

Application:
Joining of workpieces, assembly of sharp-edged workpieces, housing assembly, mould construction, plant construction, hall construction, steel construction, exhibition stand construction, sheet-metal working, repair and maintenance work

INSERTS

SOFT METAL

silver / hard / heat-resistant
hardness ●●●●●



Art. No.	Ø [mm]	📦 [g]
3209.030	30	55
3209.040	40	120
3209.050	50	250
3209.060	60	405
3209.080	80	855

Soft metal inserts are not allowed to be mounted into an aluminium housing!

Application:
High impact, straightening work, mould construction, plant construction, assembly, maintenance, repair, overhaul

COPPER

Copper with plastic socket / hard
hardness ●●●●●



Art. No.	Ø [mm]	📦 [g]
3804.030	30	145
3804.040	40	325

Copper inserts must only be mounted into reinforced cast steel housings!

Application:
Very high impact, straightening work, plant construction, sheet-metal working, assembly, maintenance, repair, overhaul

HOUSINGS

CAST STEEL HOUSING

including screw, nut and spring washer



Art. No.	Ø [mm]	 [g]
3011.030	30	225
3011.040	40	420
3011.050	50	725
3011.060	60	975
3011.080	80	1.785
3011.100	100	3.550
3011.125	125/140	5.370

Noise-dampening, vibration-reducing, high resistance to breakage, integrated handle-protection sleeve, extremely durable, robust, no chipping or cracking, robust powder coating

ALUMINIUM HOUSING

including screw and nut



Art. No.	Ø [mm]	 [g]
3122.030	30	90
3122.040	40	170
3122.050	50	330
3122.060	60	395

Copper and soft metal inserts are not be mounted in the aluminium housing!

Very light weight for precise work on delicate workpieces (the impact power is up to you), noise-dampening, vibration-reducing, high resistance to breakage, integrated handle-protection sleeve, extremely durable, robust, no chipping or cracking, robust powder coating

REINFORCED CAST STEEL HOUSING

including screw, nut and spring washer



Art. No.	Ø [mm]	 [g]
3711.030	30	265
3711.040	40	530
3711.050	50	785
3711.060	60	1.025
3711.080	80	2.160

Only fibre-glass handles are allowed to be mounted in the reinforced cast steel housing!

Thicker walls and braces ensure high stability, especially when using SIMPLEX copper inserts, increased weight ensures high impact power (the hammer works for you), noise-dampening, vibration-reducing, high resistance to breakage, integrated handle-protection sleeve, extremely durable, robust, no chipping or cracking, robust powder coating

HANDLES

HIGH-QUALITY WOODEN HANDLE

Art. No.	Ø [mm]	 [mm]	 [g]
3244.030	30	260	65
3244.040	40	275	100
3244.050	50	310	130
3244.060	60	335	150
3244.080	80	395	255

for SIMPLEX soft-face mallets with cast steel housing or aluminium housing

High-quality wooden handle: vibration-reducing, ergonomic, double-varnished handle (insensitive to dirt)



FIBRE-GLASS HANDLE

Art. No.	Ø [mm]	 [mm]	 [g]
3844.030	30	260	130
3844.040	40/50	267	220
3844.060	60	340	400
3844.080	80	400	435
3844.081	80	700	790

with rubber grip for SIMPLEX soft-face mallets with reinforced cast steel housing

Fibre-glass handles are allowed to be mounted in the reinforced cast steel housing only!

In combination with the reinforced cast steel housing applicable for extremely strong strikes, very robust and durable, high resistance to breakage, ergonomic, anti-slip grip, inorganic (not sensitive to humidity), smooth surface



HICKORY HANDLE

Art. No.	Ø [mm]	 [mm]	 [g]
3244.081	80	700	610
3244.100	100/125/140	900	890

for SIMPLEX sledge hammers with cast steel housing

Hickory: high density, long-stranded, very robust, varnished, ergonomic



It is no easy task to do the beauty of this delicate antique cupboard justice. And you won't get anywhere with it, using brute force. What you need is a light and non-marring hammer that allows you to

POUND IT GENTLY

Better use the original:
SIMPLEX by Halder.



PLUS SIZE MODEL

→ **50:40**
Oversized striking faces provide maximum protection for the precise treatment of workpieces with sensitive surfaces.




→ **2 DIFFERENT INSERTS**
With TPE-soft and superplastic, a soft and a hard insert are available in 50:40 dimensions. Both inserts are non-marring.

→ **ALUMINIUM HOUSING**
For precise work on delicate workpieces and for work on sensitive workpieces.

→ **ERGONOMIC WOODEN HANDLE**
As with all Halder soft-face mallets, the 50:40 variant fits your hand perfectly.

INSERT COMBINATIONS

EH 3117.

Art. No.	Ø [mm]	 [mm]	 [mm]	 [g]
3117.051	50	110	330	430

Special inserts Ø 50 are mounted into housing Ø 40 at this hammer.




Application:
Positioning of light / delicate workpieces, prototyping, furniture assembly, veneering, driving of fittings in sensitive environments



with aluminium housing and high-quality wooden handle

Insert combination:
TPE-soft 50:40
Superplastic 50:40

EH 3101.

Art. No.	Ø [mm]	 [mm]	 [mm]	 [g]
3101.051	50	110	330	430

Special inserts Ø 50 are mounted into housing Ø 40 at this hammer.




Application:
Positioning of light / delicate workpieces, prototyping, furniture assembly, veneering



with aluminium housing and high-quality wooden handle

Insert:
TPE-soft 50:40

EH 3107.

Art. No.	Ø [mm]	 [mm]	 [mm]	 [g]
3107.051	50	110	330	430

Special inserts Ø 50 are mounted into housing Ø 40 at this hammer.

Application:
Driving of fittings in sensitive environments, positioning of light workpieces



with aluminium housing and high-quality wooden handle

Insert:
Superplastic 50:40

INSERTS

MALLET BLOCK

TPE-SOFT 50:40

blue / soft / non-marring
hardness ●○○○○



Art. No.	Ø [mm]	[g]
3201.051	50	80

SUPERPLASTIC 50:40

white / medium hard / very durable
wear-resistant
hardness ●●●○○



Art. No.	Ø [mm]	[g]
3207.051	50	80

APPLICATION



EH 3688.

Art. No.	[mm]	[mm]	[mm]	[g]
3688.001	200	140	40	1.065

Packing unit: 10 pcs.

Application:
This mallet block distributes the punctual impact force exerted by a hammer or crowbar head across a level surface. This makes it possible to offset any differences in height as well as any unevenness. The block also allows for the creation of smooth transitions between pavement slabs or lawn and curb stone edges (preventing tripping hazards). Another advantage is the compaction of the substrate, preventing it from sagging later on. Finally, the block keeps stones and slabs perfectly protected from damage



HIT IT:
THAT FITS!



→ SPECIAL PLASTIC
durable, heavy-duty
Hardness ●●●○○

ALL-ROUNDER

→ INSERTS

Thanks to different characteristics, the interchangeable cellulose acetate and nylon inserts enable individual adaptation to the workpiece.



→ HOUSING

High-quality zinc die cast base body with handle impact protection and a technically exigent slot for the inserts.




→ WOODEN HANDLE

Ergonomically shaped, varnished wooden shaft for a powerful blow.

Insert:
CELLULOSE ACETATE

red / hard / oil and grease resistant
hardness ●●●●○

EH 3906.

Art. No.	Ø [mm]	 [mm]	 [mm]	 [g]
3906.025	25	86	270	215
3906.030	30	95	280	360
3906.040	40	103	330	510
3906.050	50	117	340	940

with zinc die cast housing
and wooden handle




Application:
Versatile use material, for ordinary use



Insert:
NYLON

white / hard / wear-resistant
no chipping / oil and grease resistant
hardness ●●●●○

EH 3908.

Art. No.	Ø [mm]	 [mm]	 [mm]	 [g]
3908.025	25	86	270	215
3908.030	30	95	280	360
3908.040	40	103	330	510
3908.050	50	117	340	940

with zinc die cast housing
and wooden handle

Application:
Versatile use material, applicable for strong strikes






INSERT COMBINATION

EH 3968.

with zinc die cast housing
and wooden handle

Insert combination:
Cellulose acetate
Nylon




Art. No.	Ø [mm]	 [mm]	 [mm]	 [g]
3968.025	25	86	270	215
3968.030	30	95	280	360
3968.040	40	107	325	510
3968.050	50	115	340	940

APPLICATIONS



BASEPLEX SINGLE COMPONENTS


CELLULOSE ACETATE

Art. No.	Ø [mm]	 [g]
3966.025	25	13
3966.030	30	21
3966.040	40	44
3966.050	50	77

red / hard / oil and grease resistant
hardness ●●●●○





NYLON

Art. No.	Ø [mm]	 [g]
3988.025	25	12
3988.030	30	18
3988.040	40	40
3988.050	50	70

white / hard / very wear-resistant
no chipping (even at temperatures below zero)
oil and grease resistant / very high impact
hardness ●●●●○



WOODEN HANDLE

Art. No.	Ø [mm]	 [mm]	 [g]
3944.025	25/30	255	75
3944.040	40/50	290	110

for BASEPLEX soft-face mallets

Ergonomic, varnished

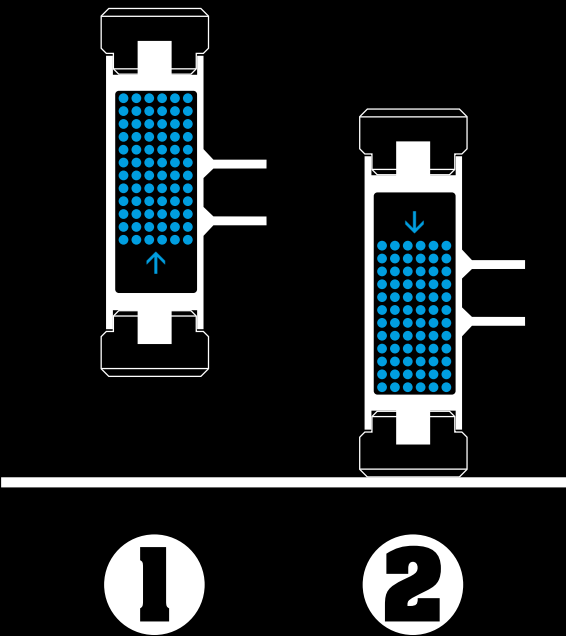


You might not have the glitziest job in the world, but there is a gleam in your eye when you position delicate technical parts with the utmost precision. Then, when you wield your SUPERCRAFT by Halder, you feel that glowing passion for your work with every powerful stroke. So, go ahead,

**GET YOUR
BLING ON**



PACKED FULL OF POWER:
THE SUPERCRAFT
PRINCIPLE



Non-rebound work

The head of the SUPERCRAFT mallet is filled with steel shot. This means that when the workpiece is impacted, the energy of the shot is transferred with a slight delay. The reduced rebound allows the impact energy to be absorbed, resulting in extremely powerful impact without vibration which is much easier on your joints. Additionally, an advantage over steel mallets is the reduced noise level.



SUPERCRAFT

EH 3366.

Art. No.	Ø [mm]	— [mm]	— [mm]	🏋️ [g]
3366.020	20	105	300	245
3366.025	25	105	305	325
3366.030	30	110	330	460
3366.035	35	110	335	560
3366.040	40	115	355	715
3366.045	45	120	360	830
3366.050	50	120	365	990
3366.060	60	145	360	1.705
3366.070	70	150	370	2.215
3366.080	80	168	380	3.210

with vibration-reducing,
ergonomic and
varnished hickory handle

Completely robot-welded, handle-protection sleeve, very safe handle-head-connection due to aluminium wedge and safety pin, robust powder coating, maximum solidity of the inserts made from special nylon with excellent impact quality and very high durability, handle and inserts replaceable



Application:
Positioning and joining of workpieces in the vice, sheet-metal working, assembly of sharp-edged workpieces, assembly and repair work in the automotive and truck sector, scaffold construction, straightening work, housing assembly, plant construction, maintenance work

EH 3377.

Art. No.	Ø [mm]	— [mm]	— [mm]	🏋️ [g]
3377.025	25	110	270	385
3377.030	30	110	295	585
3377.035	35	110	300	690
3377.040	40	115	305	805
3377.045	45	120	310	935
3377.050	50	120	315	1.150
3377.060	60	145	325	1.750
3377.070	70	150	335	2.250

with break-proof steel tube handle
and ergonomic, anti-slip grip

Completely robot-welded, robust powder coating, maximum solidity of the inserts made from special nylon with excellent impact quality and very high durability, inserts replaceable



Application:
Positioning and joining of workpieces, assembly of sharp-edged workpieces, straightening work, housing assembly, plant construction, maintenance work, assembly and repair work in the automotive and truck sector, sheet-metal working




SUPERCRAFT

INSERTS AND HANDLES

EH 3377.

with break-proof steel tube handel and
fluorescing yellow powder coating



Art. No.	Ø [mm]	 [mm]	 [mm]	 [g]
3377.130	30	110	295	585
3377.140	40	115	305	805
3377.150	50	120	315	1.150
3377.160	60	145	325	1.750




Completely robot welded, maximum solidity of the inserts made from special nylon with excellent impact quality and very high durability, inserts replaceable

Application:
Maintenance work of airplanes, Positioning and joining of workpieces, assembly of sharp-edged workpieces, straightening work, housing assembly, plant construction, maintenance work, assembly and repair work in the automotive and truck sector, sheet-metal working

EH 3389.

with ergonomic,
anti-slip and break-proof
three-component handle



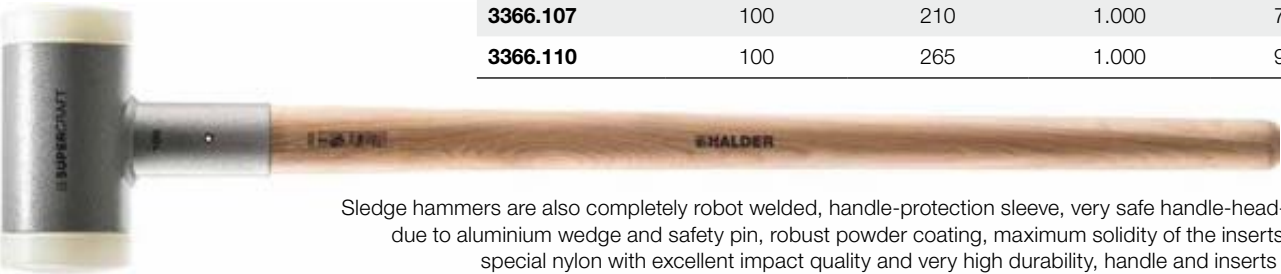
Art. No.	Ø [mm]	 [mm]	 [mm]	 [g]
3389.040	40	115	370	790
3389.050	50	120	380	1.040
3389.060	60	145	390	1.625

Completely robot welded, break-proof, flexible fibre-glass core coated with an ergonomic polypropylene layer and an elastomer layer, robust powder coating, maximum solidity of the inserts made from special nylon with excellent impact quality and very high durability, inserts replaceable

Application:
Assembly and repair work in the automotive and truck sector, positioning and adjusting of workpieces, assembly of sharp-edged workpieces, straightening work, housing assembly, plant construction, maintenance work, sheet-metal working

EH 3366.


with vibration-reducing,
ergonomic and varnished
hickory handle



Sledge hammers are also completely robot welded, handle-protection sleeve, very safe handle-head-connection due to aluminium wedge and safety pin, robust powder coating, maximum solidity of the inserts made from special nylon with excellent impact quality and very high durability, handle and inserts replaceable

Application:
Hall construction, steel construction, exhibition stand construction, concrete formwork, scaffold construction, tent construction, fence construction, driving metal wedges and stakes, straightening work, maintenance work



NYLON

Art. No.	Ø [mm]	 [g]
3508.020	20	5
3508.025	25	10
3508.030	30	17
3508.035	35	23
3508.040	40	32
3508.045	45	43
3508.050	50	55
3508.060	60	95
3508.070	70	130
3508.080	80	195
3508.100	100	345

white / hard / very wear-resistant
no chipping (even at temperatures below zero)
oil and grease resistant / noise-dampening
very high impact
hardness ●●●●○



HICKORY HANDLE

Art. No.	Ø [mm]	 [mm]	 [g]
3566.025	20/25	280	80
3566.030	30/35	300	100
3566.040	40/45/50	315	140
3566.060	60/70/80	300	190
3566.081	80	800	685
3566.100	100	900	1.030




Ergonomic, varnished, very robust



BLACKCRAFT

RE-USABLE ENERGY:
**CHANGING
THE INSERT**

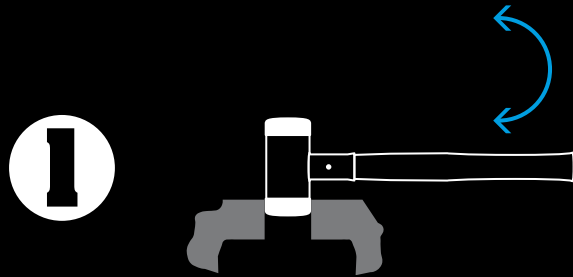
EH 3379.

Art. No.	Ø [mm]	 [mm]	 [mm]	 [g]
3379.040	40	110	300	640
3379.050	50	115	310	900
3379.060	60	120	315	1.300

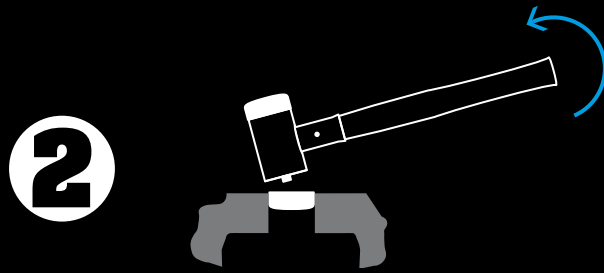
with ergonomic,
anti-slip and break-proof
steel tube handle

Hammer head integrated in a robust fully covering polyurethane coating, completely robot welded, protects the workpiece and prevents scratches as well as sparking in case of failures, high corrosion protection

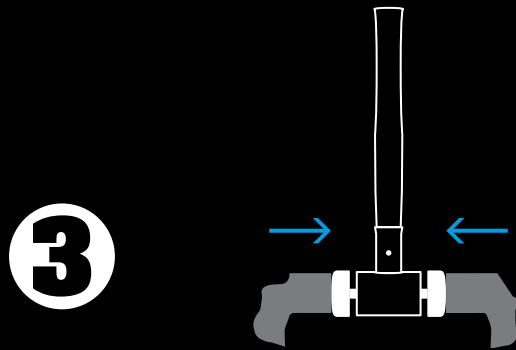
Application:
Assembly and repair work in the automotive and truck sector, car body work, dent removal, positioning and adjusting of workpieces, straightening work, sheet-metal working, maintenance work, working on components with sensitive surfaces



Firmly clamp the used insert
in a vice and loosen with
a lateral twisting movement.



When the insert is loosened,
pull the mallet upwards.



In the vice, press the new
insert into the housing
and insert retaining pins



→ **PUR-SHEATHING**
The non-rebound BLACKCRAFT soft-face mallet is fully sheathed
with polyurethane. This is gentler on the workpieces, protects them
against scratches and prevents arcing.

**PURE
STRENGTH**

Have you ever tried to use your
mallet to strike into a corner -
without leaving behind scratches
left and right?

ANGULAR FOR ANGLES: BLATANTLY OBVIOUS



THE SPECIALIST FOR CORNERS AND EDGES

→ RECTANGULAR

Thanks to its rectangular exchangeable inserts, SECURAL is the specialist mallet with benefits when working with corners and edges.



→ MAXIMUM REBOUND DAMPING




The mass ratio of mallet head to shot is optimally tuned to the spring properties of the striking faces. This together with the low overall weight of the mallet ensures that work is particularly easy on the joints while a very high power of impact is achieved at the same time.

→ RESILIENT

The longitudinally welded housing ensures an absolutely unbreakable connection between mallet and handle.

SECURAL


EH 3380.

Art. No.	Length x Width [mm]	 [mm]	 [mm]	 [g]
3380.040	30 x 40	117	300	680

Application:
Parquet and laminate flooring, window and door construction, drywall construction, furniture assembly, joiner's work, sheet-metal working, positioning and adjusting of workpieces, repair work



POLYURETHANE

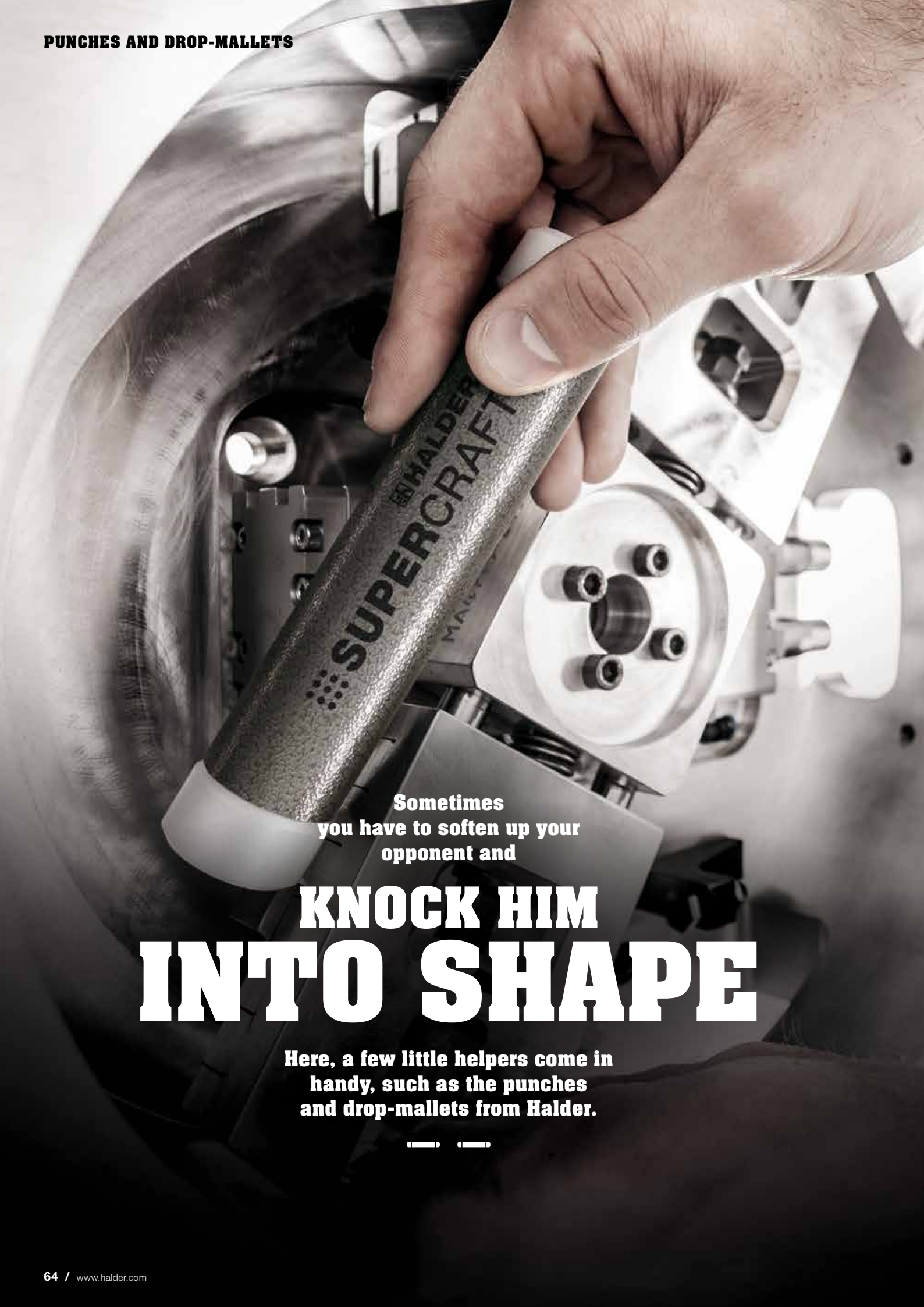
Art. No.	Length x Width [mm]	 [g]
3511.040	30 x 40	35

Insert
rectangular / noise-dampening
impact cushioning / wear-resistant
hardness ●●●○○



APPLICATIONS






Sometimes
you have to soften up your
opponent and



KNOCK HIM INTO SHAPE

Here, a few little helpers come in
handy, such as the punches
and drop-mallets from Halder.



PUNCHES AND DROP-MALLETS



PUNCHES

Art. No.	Ø [mm]	 [mm]	 [g]	nylon inserts exchangeable
3408.010	10	168	90	
3408.012	12	170	130	
3408.015	15	175	200	

Application:
Assembly, repair and maintenance work




DROP-MALLETS

Art. No.	Ø [mm]	 [mm]	 [g]	non-rebound for particular gentle assembly work where precisely controlled power of impact is needed, nylon inserts exchangeable
3408.020	20	150	215	
3408.025	25	150	340	
3408.030	30	155	470	
3408.035	35	155	630	
3408.040	40	160	785	
3408.045	45	160	965	
3408.050	50	165	1.250	

Application:
Also usable as a punch, joining of workpieces, housing assembly,
assembly and repair work in the automotive and truck sector,
maintenance in an environment of limited accessibility






NYLON

Art. No.	Ø [mm]	 [g]	Inserts white / hard / very wear-resistant no chipping (even at temperatures below zero) oil and grease resistant / noise-dampening very high impact hardness ●●●●○
3508.010	10	1	
3508.012	12	2	
3508.015	15	4	
3508.020	20	5	
3508.025	25	10	
3508.030	30	17	
3508.035	35	23	
3508.040	40	32	
3508.045	45	43	
3508.050	50	55	



EH 3666.

Art. No.	Name	 [mm]	 [mm]	 [g]
3666.003	MAXXCRAFT 300	105	300	300
3666.005	MAXXCRAFT 500	116	320	500
3666.008	MAXXCRAFT 800	131	350	800
3666.010	MAXXCRAFT 1000	135	360	1.000



locksmith's hammer
according to DIN 1041

Patented rubber connection between head and handle reduces both rebound and noise noticeably and ensures the full impact onto the workpiece, a fatigue-free working, gentle on the joints due to less vibration and a reduced rebound, extra large protective handle sleeve with rubber coating



Application:
Versatile use in (industrial and crafts); replaces ordinary locksmith's hammers

HICKORY HANDLE

Art. No.	Applicable for	 [mm]	 [g]
3266.003	MAXXCRAFT 300	265	100
3266.005	MAXXCRAFT 500	280	120
3266.008	MAXXCRAFT 800	305	170
3266.010	MAXXCRAFT 1000	310	180

for MAXXCRAFT
locksmith's hammer

Ergonomic, very robust, several times varnished



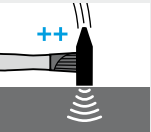
Considering the thousands of nails
you hammer in on an average roof,
well, that takes its toll on
your joints and muscles. And when
you use a poor hammer,

YOUR ARM WILL
FALL OFF

That's why I told the boss:
it's MAXXCRAFT or nothing!



1 NOTICEABLY BETTER



Noticeable reduced rebound and thus full transmission of the power of impact onto the work-piece.



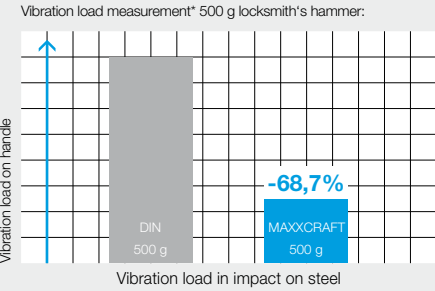
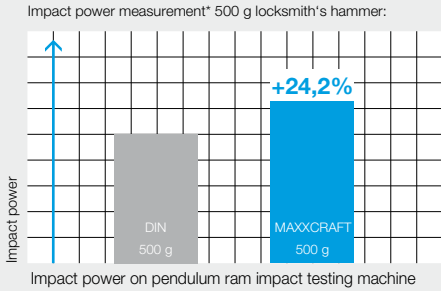
Fatigue-free working gentle on the joints thanks to low vibration on impact.



Handle-protection sleeve with patented rubber coating to compensate failures.




2 MEASURABLY BETTER

The increase of the power of impact with a simultaneous attenuation of the vibration on the handle has been tested and confirmed by ibe - Ingenieurbüro für Ergonomie.



* Schematic portrayal of the measured results for the purpose of clarification.
Source: ibe - Ingenieurbüro für Ergonomie.


EH 3677.

Art. No.	Ø [mm]	 [mm]	 [mm]	 [g]
3677.030	30	104	290	600
3677.035	35	104	295	800

locksmith's hammer and
soft-face mallet in one

With steel tube handle and ergonomic rubber grip, hammer head made of heat-treated steel, one-sided induction hardened, opposite side with exchangeable nylon insert

Application:
Mounting work in industry, crafts, motorcar assembly, maintenance and repair work



NYLON

Art. No.	Ø [mm]	 [g]
3508.030	30	17
3508.035	35	23

Inserts
white / hard / very wear-resistant
no chipping (even at temperatures below zero)
oil and grease resistant / noise-dampening
very high impact
hardness ●●●●○

Inserts made from special nylon with excellent impact quality and very high durability, even at temperatures below zero no chipping.



APPLICATIONS



You dare not think about it –
how easily

THINGS COULD
GO WRONG

If not correctly secured,
one mistake and the whole rig
collapses onto the stage – then
the show is well and truly over.
So, always keep your FERROPLEX
hammer at hand! Otherwise
you can forget about the encore.



AXE AND HAMMER IN ONE

Got hardwood, lads? Bet you do.
Let me show you how to cut it like a pro.
My new **SIMPLEX** splitting axe with
its wedge ribs goes through even the
toughest logs like a hot knife through butter.
Face it: when it comes to splitting,

I HAVE THE WOOD ON YOU



→ INSERT

Due to the special insert, the axe is suitable both for splitting and for use as a soft-face mallet.

→ CAST STEEL HOUSING

High resistance to breakage and the handle-protection sleeve integrated into the cast steel housing make this axe a durable companion for daily work.

→ AXE BLADE

The axe blade is die-forged, hardened and tempered, edged and polished – ready for any application.




→ HICKORY SHAFT

This type of wood has one of the highest densities of any wood and is vibration-damping while retaining its elastic properties. In case of breakage, the long fiber structure ensures maximum safety.

SIMPLEX SPLITTING MAUL

EH 3007.

with cast steel housing
and hickory handle
including leather cutting protection

Art. No.	Ø [mm]	 [mm]	 [mm]	 [g]
3007.160	60	65	900	4.100

Splitting maul and soft-face mallet in one, splitting insert drop-forged and hardened, with turned nose, made from high-grade carbon steel, inserts made of superplastic, solid handle-protection sleeve, KWF-certificated, all parts are replaceable

Application:
Motor manual wood harvesting, safe and material-friendly driving of steel wedges with the superplastic insert, splitting 1-metre logs, splitting felled timber with a wedge, driving of wooden stakes, gardening and landscaping






APPLICATION



SIMPLEX SPLITTING AXES

EH 3007.

thin shape,
with cast steel housing
and hickory handle
including leather cutting protection

Art. No.	Ø [mm]	 [mm]	 [mm]	 [g]
3007.750	50	100	765	2.700




Splitting axe and soft-face mallet in one, axe blade drop-forged and hardened, ground and polished, solid handle-protection sleeve, insert made of superplastic, KWF-certificated, all parts are replaceable

Application:
Perfect for splitting pinewood/coniferous wood.
Motor manual wood harvesting, safe and material-friendly driving of steel wedges with the superplastic insert, splitting 1-metre logs, light wedge work, striking of wedges and wooden stakes, gardening and landscaping



EH 3007.

with wedge ribs,
cast steel housing
and hickory handle
including leather cutting protection

Art. No.	Ø [mm]	 [mm]	 [mm]	 [g]
3007.751	50	100	765	2.840

Splitting axe with wedge ribs and soft-face mallet in one, axe blade drop-forged and hardened, ground and polished, solid handle-protection sleeve, insert made of superplastic, KWF-certificated, all parts are replaceable

Application:
Perfect for splitting hardwood.
Motor manual wood harvesting, safe and material-friendly driving of steel wedges with the superplastic insert, splitting 1-metre logs, light wedge work, striking of wedges and wooden stakes, gardening and landscaping





SIMPLEX SPLITTING MAUL SINGLE COMPONENTS

SPLITTING INSERT

including plastic socket



Art. No.	 [mm]	 [g]
3210.160	65	1.340

Splitting insert 3210.160 must only be mounted into cast steel housing 3011.160!

Drop-forged and hardened, patented in-housing-fixation

CAST STEEL HOUSING

including screw, nut and spring washer





Art. No.	 [g]
3011.160	1.900

Only SIMPLEX splitting maul replacement parts are allowed to be mounted in cast steel housing 3011.160!

Noise-dampening, vibration-reducing, high resistance to breakage, integrated handle-protection sleeve, extremely durable, robust, no chipping or cracking, robust powder coating

HICKORY HANDLE

for SIMPLEX Splitting Maul

Art. No.	 [mm]	 [g]
3244.160	830	750

Hickory handles 3244.160 must only be mounted into cast steel housings 3011.160!

Ergonomic, high density, long-stranded, very robust, several times varnished





SIMPLEX SPLITTING AXE SINGLE COMPONENTS

AXE BLADE

thin shape
including plastic socket



Art. No.	 [mm]	 [g]
3210.750	100	930



Axe blade 3210.750 must only be mounted into cast steel housing 3011.750!

Drop-forged and hardened, ground and polished, patented in-housing-fixation

AXE BLADE

with wedge ribs
including plastic socket



Art. No.	 [mm]	 [g]
3210.751	100	1.070

Axe blade 3210.751 must only be mounted into cast steel housing 3011.750!

Drop-forged and hardened, ground and polished, patented in-housing-fixation, high splitting effect through wedge ribs

CAST STEEL HOUSING

including screw, nut and spring washer





Art. No.	 [g]
3011.750	990

Only Simplex splitting axe replacement parts are allowed to be mounted in cast steel housing 3011.750!

Noise-dampening, vibration-reducing, high resistance to breakage, integrated handle-protection sleeve, extremely durable, robust, no chipping or cracking, robust powder coating

HICKORY HANDLE

for SIMPLEX Splitting Axe

Art. No.	 [mm]	 [g]
3244.750	685	620

Hickory handles 3244.750 must only be mounted into cast steel housings 3011.750!

Ergonomic, high density, long-stranded, very robust, several times varnished



HAND AXE AND TWISTED SPLITTING WEDGE

HAND AXE

including high-quality leather belt bag
as cutting protection

Art. No.	 [mm]	 [mm]	 [g]
3555.370	90	370	1.000



Robust all-metal design made from special heat-treated steel, forged in one piece, finely ground and polished on all sides, corrosion-resistant, blade carefully hardened and ground to sharpness, hand-made, anti-slip leather handle, perfectly balanced for optimum handling

Application:
Splitting of smaller logs and kindling, for sharpening wooden stakes, rough carving tasks, useful outdoor tool for campers, hunters, off-roaders, etc.

TWISTED SPLITTING WEDGE

including convenient transport box
made of special plastic

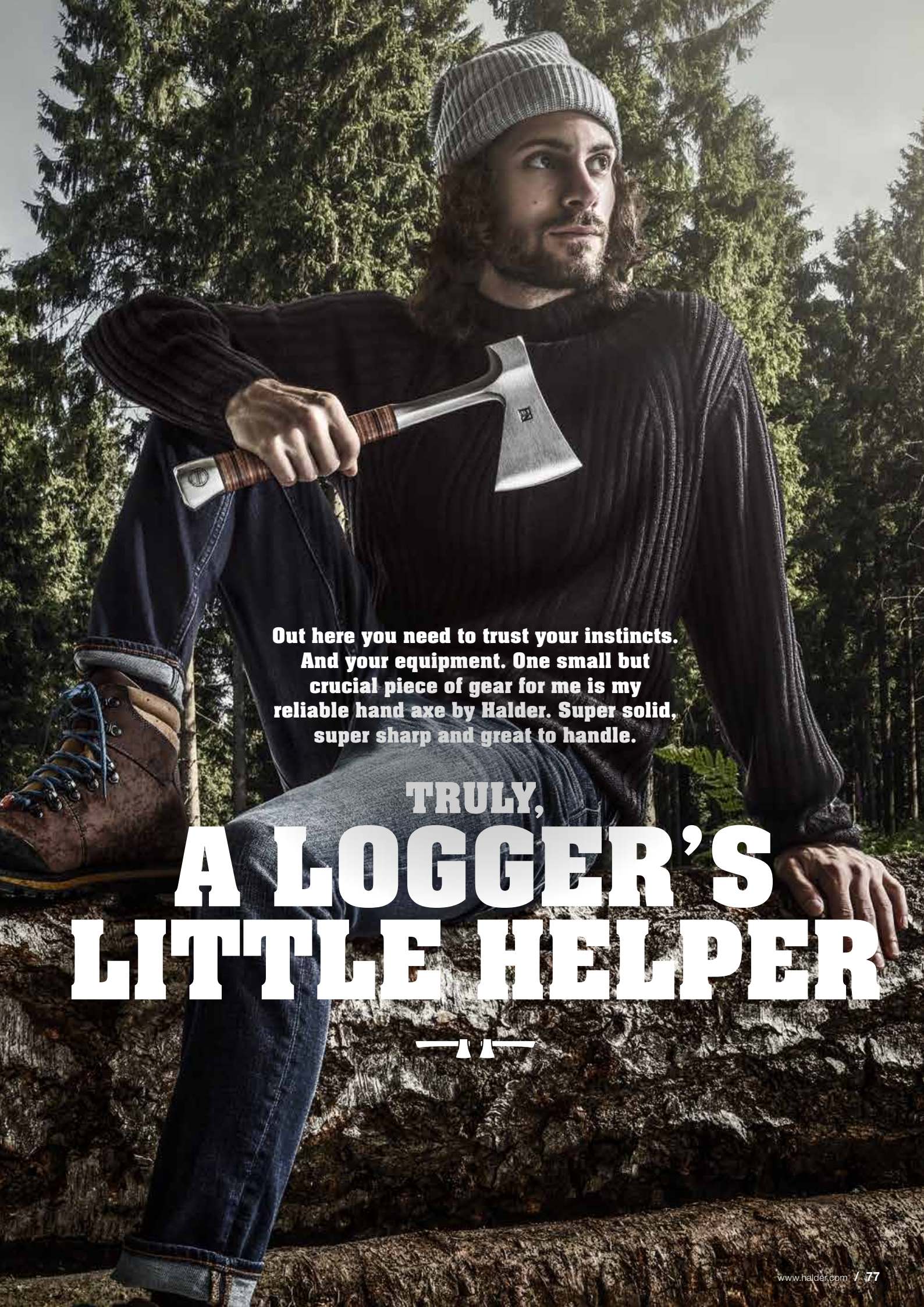
Art. No.	 [mm]	 [mm]	 [g]
3556.260	50	260	3.100



Optimum twist of 20° gives good splitting effect, optimally usable in combination with the SIMPLEX splitting maul and the SIMPLEX sledge hammers, solid twisted splitting wedge made of forged heat-treated steel, ground strike plate with chamfer, cutting edge is ground blank, with guide groove, forged diagonal grooves and forged recessed grips on sides

Application:
Efficient and simple splitting 1-metre logs

APPLICATIONS



Out here you need to trust your instincts.
And your equipment. One small but
crucial piece of gear for me is my
reliable hand axe by Halder. Super solid,
super sharp and great to handle.

TRULY,
A LOGGER'S
LITTLE HELPER

What a pain in the neck:
Things keep falling down, are nowhere
to be found, need to be put down quickly,
should be hung up on a hook,
and so on and so forth...
Unless you have three or five hands at
your disposal:

HANG IT UP

on our ingenious universal holder with
magnetic fastening



MAGNETIC HOLDER

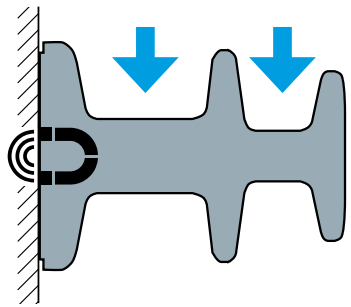
EH 3688.

Art. No.	Color	Ø [mm]	H [mm]	W [mm]	[g]
3688.002	blue	75	100	100	250
3688.003	black	75	100	100	250

Packing unit: 10 pcs.

Rugged plastic design, tremendous holding force thanks to neodymium magnets, the rubber-encased magnet prevents scratches and is resistant to oil, the special shape provides for dual-use zones and keeps the attached items from slipping / sliding off inadvertently

Application:
Easy attachment / hanging of compressed air guns, cables, adhesive / barrier tapes, clothing and other implements



NEW

Plastic,
with six neodymium magnets



APPLICATIONS





**“You don’t get a second chance
to make a first impression.”
That’s why you have
three high-quality sample cases
at your disposal for a neat
presentation of the Halder range
of tools – useful Sales Tools for a**

SMASHING SUCCESS

SAMPLE CASE

GENERAL MIX

Art. No.	 [g]
3000.993	8.000

Selection of the most common soft-face mallets from different fields of application

Fit-out:



INDUSTRY

Art. No.	 [g]
3000.994	8.600

The major mallets for the application in industry and the automotive sector

Fit-out:



CRAFTS

Art. No.	 [g]
3000.995	7.500

Top recommendations for the use in different crafts

Fit-out:



PRODUCT PRESENTATION



→ POS DISPLAY STAND

Halder offers a flexible in-store display stand system for optimum product promotion and presentation for different groups of customers.



→ IMPACT TESTING STATION

Can be used to test the recoilless soft-face mallet and the MAXX-CRAFT locksmith's hammer and compare them to a standard locksmith's hammer. The station consists of an aluminium frame filled with scrap steel and a 2.5 cm thick steel plate for minimum noise. Includes the MAXXCRAFT, SECURAL and SUPERCRAFT soft-face mallet and safety glasses.



→ COUNTER DISPLAY

For the optimum presentation of Halder soft-face mallets with a diameter between 25 mm and 50 mm on the sales counter.



→ COUNTER DISPLAY

For the perfect presentation of SUPERCRAFT-mallets with fluorescing yellow powder coating on the sales counter.

Art. No.	Page	Art. No.	Page	Art. No.	Page	Art. No.	Page	Art. No.	Page
3000.993	81	3026.030	25	3201.030	37	3377.130	56	3704.030	21
3000.994	81	3026.040	25	3201.040	37	3377.140	56	3704.040	21
3000.995	81	3026.050	25	3201.050	37	3377.150	56		
		3026.060	25	3201.051	46	3377.160	56	3706.030	18
3001.030	14			3201.060	37			3706.040	18
3001.040	14	3027.030	25			3379.040	59	3706.050	18
3001.050	14	3027.040	25	3202.030	37	3379.050	59	3706.060	18
3001.060	14	3027.050	25	3202.040	37	3379.060	59		
		3027.060	25	3202.050	37			3707.030	17
3002.030	15	3027.080	25	3202.060	37	3380.040	63	3707.040	17
3002.040	15	3027.081	35	3202.080	37			3707.050	17
3002.050	15	3027.100	35	3202.100	37	3389.040	56	3707.060	17
3002.060	15					3389.050	56	3707.080	17
3002.080	15	3028.030	26	3203.030	37	3389.060	56		
3002.081	32	3028.040	26	3203.040	37			3708.030	19
3002.100	32	3028.050	26	3203.050	37	3408.010	65	3708.040	19
		3028.060	26	3203.060	37	3408.012	65	3708.050	19
3003.030	16	3028.080	26			3408.015	65	3708.060	19
3003.040	16	3028.081	35	3206.030	38	3408.020	65	3708.080	19
3003.050	16			3206.040	38	3408.025	65	3708.081	33
3003.060	16	3029.030	26	3206.050	38	3408.030	65		
		3029.040	26	3206.060	38	3408.035	65	3709.030	20
3006.030	18	3029.050	26			3408.040	65	3709.040	20
3006.040	18	3029.060	26	3207.030	38	3408.045	65	3709.050	20
3006.050	18	3029.080	26	3207.040	38	3408.050	65	3709.060	20
3006.060	18			3207.050	38			3709.080	20
		3089.030	26	3207.051	46	3508.010	65	3709.081	34
3007.030	17	3089.040	26	3207.060	38	3508.012	65		
3007.040	17	3089.050	26	3207.080	38	3508.015	65	3711.030	40
3007.050	17	3089.060	26	3207.100	38	3508.020	57/65	3711.040	40
3007.060	17	3089.080	26	3207.125	38	3508.025	57/65	3711.050	40
3007.080	17	3089.081	35	3207.141	38	3508.030	57/65/69	3711.060	40
3007.081	32					3508.035	57/65/69	3711.080	40
3007.100	32	3101.030	14	3208.030	38	3508.040	57/65		
3007.125	32	3101.040	14	3208.040	38	3508.045	57/65	3728.030	28
3007.141	32	3101.050	14	3208.050	38	3508.050	57/65	3728.040	28
3007.160	72	3101.051	45	3208.060	38	3508.060	57	3728.050	28
3007.750	73	3101.060	14	3208.080	38	3508.070	57	3728.060	28
3007.751	73					3508.080	57	3728.080	28
		3102.030	15	3209.030	39	3508.100	57		
3008.030	19	3102.040	15	3209.040	39			3748.030	28
3008.040	19	3102.050	15	3209.050	39	3511.040	63	3748.040	28
3008.050	19	3102.060	15	3209.060	39				
3008.060	19			3209.080	39	3555.370	76	3749.030	28
3008.080	19	3103.030	16					3749.040	28
3008.081	33	3103.040	16	3210.160	74	3556.260	76		
		3103.050	16	3210.750	75			3804.030	39
3009.030	20	3103.060	16	3210.751	75			3804.040	39
3009.040	20					3566.025	57		
3009.050	20	3106.030	18	3244.030	41	3566.030	57	3844.030	41
3009.060	20	3106.040	18	3244.040	41	3566.040	57	3844.040	41
3009.080	20	3106.050	18	3244.050	41	3566.060	57	3844.060	41
3009.081	34	3106.060	18	3244.060	41	3566.100	57	3844.080	41
				3244.080	41			3844.081	41
3011.030	40	3107.030	17	3244.081	41	3666.003	67		
3011.040	40	3107.040	17	3244.100	41	3666.005	67	3906.025	49
3011.050	40	3107.050	17	3244.160	74	3666.008	67	3906.030	49
3011.060	40	3107.051	45	3244.750	75	3666.010	67	3906.040	49
3011.080	40	3107.060	17					3906.050	49
3011.100	40			3266.003	67	3677.030	69		
3011.125	40	3108.030	19	3266.005	67	3677.035	69	3908.025	49
3011.160	74	3108.040	19	3266.008	67			3908.030	49
3011.750	75	3108.050	19	3266.010	67	3688.001	47	3908.040	49
		3108.060	19			3688.002	79	3908.050	49
3012.030	24			3366.020	55	3688.003	79		
3012.040	24	3113.030	27	3366.025	55			3944.025	51
3012.050	24	3113.040	27	3366.030	55	3701.030	14	3944.040	51
3012.060	24	3113.050	27	3366.035	55	3701.040	14		
		3113.060	27	3366.040	55	3701.050	14	3966.025	51
3013.030	24			3366.045	55	3701.060	14	3966.030	51
3013.040	24	3117.030	27	3366.050	55			3966.040	51
3013.050	24	3117.040	27	3366.060	55	3702.030	15	3966.050	51
3013.060	24	3117.050	27	3366.070	55	3702.040	15		
		3117.051	45	3366.080	55	3702.050	15	3968.025	50
3017.030	24	3117.060	27	3366.081	56	3702.060	15	3968.030	50
3017.040	24			3366.107	56	3702.080	15	3968.040	50
3017.050	24	3122.030	40	3366.110	56			3968.050	50
3017.060	24	3122.040	40			3703.030	16		
		3122.050	40	3377.025	55	3703.040	16	3988.025	51
3023.030	25	3122.060	40	3377.030	55	3703.050	16	3988.030	51
3023.040	25			3377.035	55	3703.060	16	3988.040	51
3023.050	25	3127.030	27	3377.040	55			3988.050	51
3023.060	25	3127.040	27	3377.045	55				
		3127.050	27	3377.050	55				
		3127.060	27	3377.060	55				
				3377.070	55				

A GOOD INVESTMENT: IN MANUFACTURING QUALITY

For more than 80 years, Erwin Halder KG has been a reliable and competent partner for trade, industry and commerce. This is not only due to our high-quality products made in Germany, but also to the individual support that we give our customers. Still today, the entire process

chain is in the hands of our family business – from development to production and worldwide distribution. Throughout, we attach the greatest importance to sustainability in all areas. Test the original, for originals.

CHALLENGE US – WE’LL PROVE OURSELVES.



The Halder delivery and payment terms and conditions apply to all parts and products contained in this catalogue. Please use the specified item numbers for the clear description of the parts. All measurements are – unless otherwise specified – in millimeters. We reserve the rights to make changes due to further development and printing errors. Copyright Erwin Halder KG. Reproductions – including excerpts – are only to be made with our permission. Our terms and conditions can be found online at www.halder.com. Should you have no access to the internet, you can also request a copy of our terms and conditions per telephone.

SAFETY INFORMATION

To reduce the risks for the user and for other people in the same working area, the following safety instructions must be observed when working with our soft-face mallets:

- ❶ We recommend that you wear suitable protective clothing (e.g. protective gloves, safety eyewear) when working with soft-face mallets.
- ❷ When striking with soft-face mallets, maintain an adequate safety distance to other persons and objects.
- ❸ When striking heat-treated workpieces, always use a soft-face mallet with plastic inserts.
- ❹ Only use a soft-faced mallet for the purpose for which it is intended. Avoid jarring blows and only use the striking faces of the mallet, never the side of the housing.
- ❺ Select the appropriate hammer weight and diameter with regard to the work to be performed.
- ❻ Before every use, check that the components of the soft-face mallet are properly aligned and tightened.
- ❼ Never use a hammer with chips or burrs on the striking face. Worn replaceable parts (replacement inserts, wooden handles) must be replaced.
- ❽ On warranty and safety grounds, only use original Halder replacement parts for Halder soft-face mallets.
- ❾ Follow the fitting instructions on page 13 when fitting SIMPLEX replacement parts.
- ❿ Never strike one hammer against another.
- ⓫ Make sure that the soft-face mallet is carefully maintained and properly stored after use.

In addition to the above safety instructions, please observe any country-specific standards and regulations.

**ERWIN
HALDER KG**

Erwin-Halder-Straße 5-9
88480 Achstetten-Bronnen
Germany

T +49 7392 7009-0
F +49 7392 7009-160
info@halder.com
www.halder.com

**PRODUCT
RANGE**

- Standard parts
- Workholding systems
- Soft-face mallets
- Aviation products