

SIMPLEX soft-face mallets • TPE-soft / superplastic; with aluminium housing and high-quality wooden handle  
3117.040



Product Description

The SIMPLEX series 3117 is available with the insert combination of TPE-soft / superplastic. The blue TPE-soft insert (series 3201) is the softest insert of the SIMPLEX line and offers strong impact cushioning for work requiring a light touch. Unlike conventional rubber mallets, it does not leave behind any undesired black marring.

The superplastic insert (series 3207) allows for a more powerful impact force than the rubber insert. It is a medium hard plastic insert made of extruded and extremely homogeneous material. Compared to injection moulded plastic inserts, it is therefore considerably more wear-resistant and durable.

The extra light aluminium housing with built-in handle protection sleeve allows the user to easily apply and control the right amount of impact force. This makes it a cinch to process materials that break easily. It also makes the soft-face mallet a tool with minimum weight that is easy to carry along.

Damping vibrations and shaped ergonomically, the high-quality wooden handle has a double coat of varnish in the grip area and is thus resistant to dirt.

In line with the smart SIMPLEX principle, all components are replaceable and can be retrofitted. This translates to savings in both money and resources.

This version is available in sizes ranging from D30mm to D60mm.

Product features:

- SIMPLEX soft-face mallet with the insert combination of TPE-soft (blue, soft, no marring) / superplastic (white, medium hard, very durable).
- The extra light aluminium housing with built-in handle protection sleeve allows the user to easily apply and control the right amount of impact force (ideal of work on materials that break easily).
- High-quality, vibration-damping, and ergonomically shaped wooden handle; grip area with double coat of varnish (resistant to dirt).
- All parts can be replaced / retrofitted, resulting in great savings in cost and resources.
- Available in sizes of D30mm to D60mm.

Application Areas

Positioning and adjusting of light/delicate workpieces, joiner's work, prototyping, door construction, furniture assembly, prying work

Material

Handle

- Wood

insert 1

- TPE-soft, blue
- Non-marring
- Soft




insert 2

- Superplastic, white
- Medium hard
- Very durable
- Wear-resistant

Housing

- Aluminium Al

Order information

Dimensions					GTIN	proficl@ss 5.0	ecl@ss 10.1	Art. No.
Ø			Length x Width x Height [mm]					
40	115	325	325 x 115 x 40	350	4030618302735	AAA905c002	21-04-09-16	3117.040

**Application example**



## Compliance

### RoHS compliant

Compliant according to Directive 2011/65/EU and Directive 2015/863.

### Does not contain SVHC substances

No SVHC substances with more than 0.1% w/w contained - SVHC list [REACH] as of 23.01.2024.

### Does not contain Proposition 65 substances

No Proposition 65 substances included.

<https://www.P65Warnings.ca.gov/>

### Free from Conflict Minerals

This product does not contain any substances designated as "conflict minerals" such as tantalum, tin, gold or tungsten from the Democratic Republic of Congo or adjacent countries.