

## Lateral Plungers • with plastic spring and pin - INCH

### 2B150.0440



#### Product Description

To be used for positioning and applying pressure, e.g. during painting and sandblasting.

#### Material

##### Body

- Aluminium Al

##### Spring

- plastic

##### Pin

- Thermoplastic POM, white

#### Assembly

Installation by pressing in.

Formula for calculating the center distance for the mounting hole:

$$l_0 = z/2 + w + x,$$

$l_0$  = center distance,

$y$  = workpiece height,

$w$  = workpiece length,

$x$  = coordinate dimension,

$s$  = stroke,

$z$  = stop diameter

Calculation dimension  $x$ :

$y$  greater than or equal to  $l_2 - d_2/2$ ,

then  $x = d_2/2 - s$

or

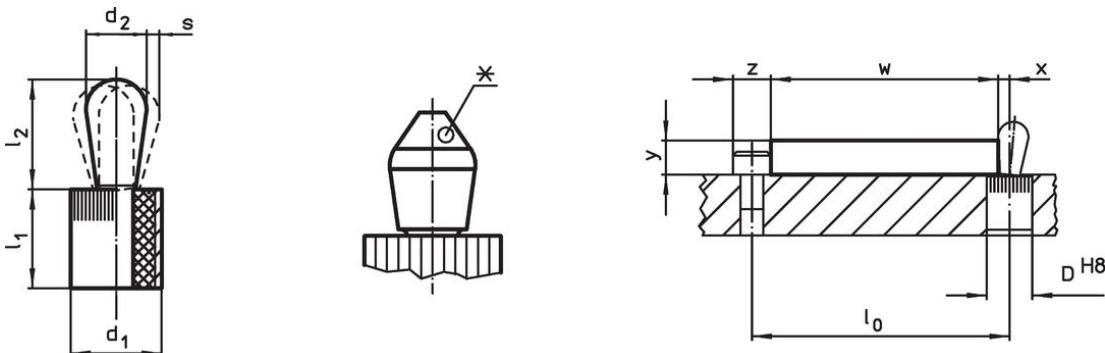
$y$  smaller than  $l_2 - d_2/2$ ,

then  $x = d_2/2 - s - [(l_2 - d_2/2 - y) * 0,123]$

#### Characteristic



Version standard spring load = red spring

#### Drawing



\*some sizes (see chart) have a deviating pin shape

#### Order information

Dimensions		Spring load	Dimensions		Stroke	Location hole	 max.		Art. No.
d <sub>1</sub>	d <sub>2</sub>	F max. <sup>1)</sup> ~	l <sub>1</sub> -0.03	l <sub>2</sub> ±0.02	s	D H8			
[in]		[lb]	[in]		[in]	[in]	[°F]	[oz]	
Pin: Thermoplastic/Standard spring load									
5/8	0.394	18	0.675	0.678	0.062	0.625	176	0.196	2B150.0440

<sup>1)</sup> statistical average value

#### Accessories

Dimensions		oz	Art. No.
d1			
[in]			
assembly tool			
	5/8	3.749	22150.0833

## Compliance

### RoHS compliant

Compliant according to Directive 2011/65/EU and Directive 2015/863.

### Does not contain SVHC substances

No SVHC substances with more than 0.1% w/w contained - SVHC list [REACH] as of 23.01.2024.

### Does not contain Proposition 65 substances

No Proposition 65 substances included.

<https://www.P65Warnings.ca.gov/>

### Free from Conflict Minerals

This product does not contain any substances designated as "conflict minerals" such as tantalum, tin, gold or tungsten from the Democratic Republic of Congo or adjacent countries.